


4-belt | Ensure your Power

Thermoweldable Belts - Conveyor Accessories





4-belt

4-belt

4-belt

4-belt

4-belt

4-belt

4-belt

Thermoweldable Belts

- 4-belt produces polyurethane heat-sealing belts for conveying purposes, with uses in all industrial sectors, from the ceramic sector to the food sector, from the wood sector to the glass sector, and countless other fields of application.
- The 4-belt belts are exclusively produced in 100% pure TPU polymer, a certified material, specifically designed for extrusion and perfectly compliant with the regulations required in the various fields of application such as, for example, the FDA/EC regulations in the food sector.

Accessories for Conveying System

- 4-belt produces a complete range of accessories for conveyor belts, various types of TPU and PVC cleats, guides, skirting edges, homogeneous belts, fingers. All made with raw materials that guarantee optimal heat sealing as well as high frequency welding.
- 4-belt, the only company in the sector to entirely to produce all the marketed profiles both in TPU and in PVC.



4-belt
ensure your power

4-belt
TL 10 BF
TUBULAR BELT D 10
SMOOTH
BLU POCO Shore A 90
SUNBELT FSKB

4-belt
TL 12 BF
TUBULAR BELT D 12
SMOOTH
BLU POCO Shore A 90
SUNBELT FSKB

4-belt
TL 10 BF
TUBULAR BELT D 10
SMOOTH
BLU POCO Shore A 90
SUNBELT FSKB

4-belt
ensure your power

4-belt
TL 10 BF
TUBULAR BELT D 10
SMOOTH
BLU POCO Shore A 90
SUNBELT FSKB

4-belt
TL 10 RB
TUBULAR BELT D 10
SMOOTH
BLU POCO Shore A 90
SUNBELT FSKB

4-belt
TL 10 BF
TUBULAR BELT D 10
SMOOTH
BLU POCO Shore A 90
SUNBELT FSKB

4-belt
ensure your power

4-belt
TL 9.5 BF
TUBULAR D 9.5
SMOOTH
BLU POCO Shore A 90
SUNBELT FSKB

4-belt
TL 9.5 RB
TUBULAR BELT D 9.5
SMOOTH
BLU POCO Shore A 90
SUNBELT FSKB

4-belt
TL 9.5 BF
TUBULAR BELT D 9.5
SMOOTH
BLU POCO Shore A 90
SUNBELT FSKB



100% MADE IN ITALY

Production

4-belt boasts thirty years of experience in the extrusion of thermoplastic profiles.

Our belts are obtained through the production process known as extrusion. It all starts with specific treatments on the thermoplastic compound, which are essential for the subsequent obtainment of an extruded profile with particular physical-mechanical characteristics to the product; subsequently the treated polymer is pneumatically transported into an extrusion plant and finally extruded with the use of special systems.

The production process of polyurethane is very sophisticated, and only if it is carried out correctly, will it be possible to obtain products that comply with the technical specifications and meet the customer's application requirements.

It is impossible to recognize incorrectly processed products visually: the differences, even important ones, will only be noticed over time, compromising the mechanical characteristics and the durability of the profiles.

4-belt deals with the entire process in its own factories, from the development of the technopolymers, to their inspection by means of compliance tests, from the in-line production of profiles, to their packaging and delivery to the end user.

We have 20 extrusion lines, calendaring lines and specific machines for toothed belts, for coupling with different polymers and for welding to size.

Our two technopolymer compounding plants also give us extraordinary production flexibility for manufacturing specific materials requested by the customer, from the request for special colours using the RAL or Pantone colour range, or simply based on samples, to the creation of special polymer blends with particular functions and properties.

Our technical department and our workshop also allow us to design and manufacture, in a very short time, specific equipment for new profiles from a drawing: a sketch on paper from the customer is enough for us to start a new project.

Customer Service

For any further information, our customer service office is available during office hours. We are at the customer's complete disposal for the supply of samples, specific technical data sheets, colour and hardness samples and whatever you might need for ensuring the right purchase.



E-commerce

New e-commerce platform: 4-belt is developing a new online e-commerce platform due to be operational in the second half of 2021.

On the new website, the end customer will have their own credentials in order to be able to log in and enter a dedicated area, where they will find not only the entire product catalogue, but also stock availability and dedicated quotes.

Buying directly from the website with the same payment methods will be possible.

This major innovation will facilitate the selection and purchase of the right belt for the application required.



Logistic

Deliveries: all the most popular products, both thermoweldable belts and conveyor belt accessories, are always in stock with immediate delivery. For products in stock ordered before 10:00 a.m., 4-Belt guarantees delivery within 24 hours in Italy and 48 hours abroad.*

Every year 4-belt produces over 900.000 m of extruded profiles and more than 600 items are always immediately available.

You can check availability at any time simply by logging onto our website.

*Subject to the conditions of affiliated couriers



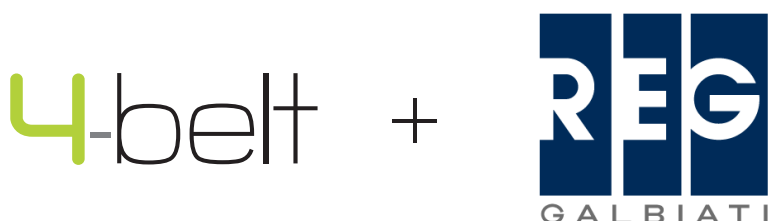
Research and Development

Every year, 4-belt devotes a significant portion of its available funds to technological innovation and laboratory tests to prove the perfect functioning of its extruded profiles.

The belts produced are tested on pilot systems in order to observe their behaviour under stress and their durability over time. Accelerated ageing tests verify the behaviour of the polyurethane by simulating the entire lifespan of the belt.

The correct functioning of both PVC and TPU belt guides is analysed after their installation on pilot belts running 24/7.

Our in-house laboratory also enables us to design and select the best raw materials according to specific purposes.



An important partnership between 4-belt and Reg Galbiati, a leading Italian manufacturer of high-frequency welding equipment, was formed in 2020. 4-belt will be marketing the entire range of Reg Galbiati machinery in Italy from 2021.

This important collaboration will give 4-belt the opportunity to develop and test more and more efficient electrodes for cleat welding.




Technical Department

The 4-belt technical department is responsible for the design of new extrusion equipment and the design of new technological production plants.

The customer's request for a new, non-commercial profile is the beginning of a new project. The new profile is designed in 3D and a rapid resin prototype is made in order to assess the functionality of the finished product. Once the final geometry has been established, the design and prototype are sent to the workshop for the physical construction of the steel equipment required to extrude the profile.

One of 4-belt's strong points is the rapidity of the whole process: from an initial sketch on paper to the finished belt it will take just a few weeks.





Materials

TPU

The term polyurethane or TPU (thermoplastic polyurethane) refers to a wide range of polymers in which the polymer chain consists of urethane links -nh(co)-o.

4-belt only processes virgin raw materials of the highest quality. By using pure materials and specific degrees of fluidity, we can offer our customers the best physical and mechanical properties required for industrial applications.

PVC

4-belt produces and uses a wide range of plasticised PVCs specifically designed for different application needs; oil and grease resistant PVC; modified PVC for use in agriculture; PVC enhanced with thermoplastic rubbers to increase resistance to ageing and wear.



TPU Properties

- Excellent resistance to hydrolysis
- Good flexibility at low and high temperatures
- Resistance to microorganisms
- High elastic modulus
- Excellent abrasion resistance
- High resilience
- Excellent weldability even with PVC
- High friction coefficient
- Quiet running



Types

- Materials for use in the food sector FDA/EC
- Metal detectable materials
- UV resistant materials
- Glass fibre-reinforced materials
- Polyester or Kevlar reinforced materials
- Countless colours available
- Soft grip coated materials



Finishes

- Glossy finish
- Matt finish
- Rough finish
- Embossed finish
- Metallic finish

Specific Hardness

The specific hardness of plastic-coated materials is calculated using the Shore A scale. The lower the value, the higher the softness and flexibility of the finished product; vice versa, the higher the value, the higher the hardness of the profile.

Where the Shore A scale ends, i.e. at a value of 100 points, the Shore D scale begins, which is used for measuring harder materials. In this case too, the higher the value, the higher the hardness of the profile.

Hardness of TPU materials used:

- TPU A 79 · TPU A 80 · TPU A 82 · TPU A 83
- TPU A 85 · TPU A 86 · TPU A 87 · TPU A 88
- TPU A 90 · TPU A 95 · TPU A 96 · TPU A 97

Hardness of PVC materials used:

- ShA 44 · ShA 50 · ShA 63 · ShA 70 · ShA 75
- ShA 80 · ShA 86 · ShA 90 · ShA 95

Info

All hardnesses are also available in the FDA/EC version (food contact materials).

At the customer's request, it is also possible to produce materials with special physical and mechanical characteristics for applications in sectors that require them.

Application areas of 4-belt belts:

- Production of artefacts in cement and terracotta
- Production and handling of ceramics
- Production of packaging
- Wood industry
- Glass industry
- Pharmaceutical industry
- Food industry
- Industrial robotics
- Handling and servicing
- Cosmetics sector
- Automotive industry

Resistance of thermoplastic polyurethane to chemicals

Within their countless industrial applications, the 4-belt thermoweldable polyurethane belts can come into contact with a wide variety of substances.

The following table is intended as an indication for the use of our belts in the most varied fields of application. The data in the table are based on information provided by the raw material suppliers and on specific tests carried out by 4-belt. However, they are only intended as indications and recommendations and in no way are they a guarantee for the products.

The chemical resistance of thermoplastic polyurethane depends on various factors, such as exposure time, temperature and concentration.

In the event of deterioration, the molecular bonds of polyurethane react with the chemical substance they are in contact with and break apart. This phenomenon is generally preceded by a swelling of the profile.

When the material is deteriorating, the mechanical characteristics change and the resistance of the product is reduced.

Chemical Resistance Chart


ELEMENTS	TEMPERATURE C°	RESISTANCE	ELEMENTS	TEMPERATURE C°	RESISTANCE
WATER	TA	X X X	ANILINE	TA	O
WATER	80°	X	ASTM A FUEL	TA	XX
WATER STEAM	TA	X	ASTM B FUEL	TA	XX
ACETIC ACID	TA	X	ASTM C FUEL	20°	X
FORMIC ACID	TA	X	ASTM 1 OIL	80°	XX
HYDROCHLORIC ACID	TA	X	ASTM 2 OIL	80°	XX
NITRIC ACID	TA	X	ASTM 3 OIL	80°	XX
SULPHURIC ACID	TA	X	PETROL	TA	XX
AMMONIUM CHLORIDE	TA	XXX	BENZENE	TA	X
SODIUM CHLORIDE	TA	XX	BUTANOL	TA	X
CHLORINE	TA	X	KEROSENE	TA	XXX
METHANOL	TA	X	DIESEL FUEL	TA	XX
DICHLOROMETHANE	TA	O	CYCLOHEXANONE	TA	X
ETHANOL	TA	XX	GLYCOL	TA	X
ETHYLENE	TA	XXX	ISOPROPYL	TA	XX
ETHYL ACETATE	TA	O	BUTANONE	80°	O
DIETHYL ETHER	TA	X	MINERAL OIL	TA	XX
GLYCEROL	TA	XXX	OLIVE OIL	TA	XXX
CHLOROBENZENE	TA	XX	CORN OIL	TA	XXX
ACETONE	TA	X	PEANUT OIL	TA	XXX

XXX Excellent Resistance

XX Medium Resistance

X Low Resistance

O Non Resistant



Special materials available on request:

- **UV resistant material**

Special modified materials are available for outdoor use or for use in contact with intense light sources, special additives improve the durability of the original colours and avoid premature yellowing.
- **Anti-static materials**

Owing to their chemical composition, polymeric materials are good insulators, which makes them indispensable in many applications. A disadvantage associated with the insulating property, though, is the accumulation of static energy that is not discharged quickly enough due to the low surface conductivity inherent in the polymer.
For this reason, for certain applications, a material mixed with special additives can prove useful in order to make the profile anti-static.
- **High tenacity reinforced materials**

This is a special TPU-based compound consisting of an organic polymer matrix into which a mineral fibre reinforcement with high mechanical properties is integrated. When a reinforced material is subjected to axial tensile stress, the stresses are absorbed by the fibres, while the polymer matrix only has the task of distributing itself among the fibres, thus determining an evenness of stress among them.
Obviously, this mechanical resistance compromises the elasticity and tensile elongation of the profile.
- **Metal detectable materials for the food industry**

The metal detectable thermoplastic TPU polymer is used in the food industry to prevent accidental contamination of the supply chain by fragments of components from machines and process equipment.
These materials are available in different shades of blue and orange to facilitate visual inspection.

- **Extra clear transparent materials**

A range of hardnesses is available in an extra-clear transparent shade with a very high degree of transparency and a glassy effect. If required, anti-UV additives can be added to these materials to increase the durability of the transparency.

- **Co-extruded profiles**

Co-extruded profiles with two or more polyurethane materials of different hardnesses can be produced from a drawing if special mechanical or application characteristics are required.

- **Surface finishes and profiles with strand-reinforcement**

On request, we can produce profiles with customised surface finishes or textures. All the profiles we produce can, at the customer's request, be reinforced with various cross-section cords in polyester, aramid or steel.



Post-treatment of extruded belts

- Annealing

It is largely unknown that extruded TPU profiles achieve their best mechanical performance only after a thorough conditioning process.

After the extrusion process, the 4-belt belts undergo an annealing process in special ovens at a controlled temperature for 24 hours.









The annealing process leads to a significant improvement in the mechanical characteristics of the profiles. Therefore, it is only once the tempering treatment and subsequent cooling have taken place that the belts can be considered stabilised and be marketed with the certainty of offering a perfect, high-performance product. The extrusion compound is also stored in special silos for four weeks before use to ensure perfect stabilisation.



Index

Thermoweldable belts

20		Round Belt
36		Tubular Belt
40		V - Belt
52		V - Belt +
62		Twin Belt
64		Crest Belt

Accessories for Conveyor Belts

68



Conveyor Accessories in PVC

84



Conveyor Accessories in TPU

96



Conveyor Sidewalls in TPU

98



Conveyor Belt Fingers in PVC and TPU

102



Welding Electrodes for Cleats

106



Engineering

108




Equipment

110



Custom

112



Clean



Round Belt

Categories



Smooth



Reinforced Smooth



Rough




Reinforced Rough



Applications:

All industrial sectors.
Elastic, flexible, thermoweldable



Round Belt - PU 86 Green Belt

Smooth

RL GB



Hardness 86 ShA
Color Green Belt
Working Temp. -20C° / +60C°

Coefficient of Friction

HDPE: 0,22
Aluminium: 0,45
Steel: 0,60

Item	Diameter	Weight	Recommended pretension	Pull force at pretension 3%	Max. working load	Min. pulley diameter	Roll length
	mm	Kg/ml	%	Kg	Kg	mm	Mt
RL 2 GB	2	0,004	3 / 5	0,5	1,0	20	200
RL 3 GB	3	0,009	3 / 5	1,1	2,1	30	200
RL 4 GB	4	0,015	3 / 5	2,0	3,8	40	200
RL 5 GB	5	0,025	3 / 5	2,7	5,0	50	100
RL 6 GB	6	0,035	3 / 5	4,0	7,5	55	100
RL 7 GB	7	0,051	3 / 5	4,8	11,0	65	100
RL 8 GB	8	0,06	3 / 5	7,0	13,5	80	100
RL 9 GB	9	0,08	3 / 5	8,3	18,0	85	100
RL 10 GB	10	0,095	3 / 5	11,0	23,0	100	50
RL 12 GB	12	0,135	3 / 5	15,5	30,0	110	30
RL 15 GB	15	0,2	3 / 5	23,0	45,0	140	30
RL 18 GB	18	0,31	3 / 5	34,0	72,5	170	30

Round Belt - PU 86 Green Belt

Rough

RR GB



Hardness 86 ShA
Color Green Belt
Working Temp. -20C° / +60C°

Coefficient of Friction

HDPE: 0,25
Aluminium: 0,50
Steel: 0,60

Item	Diameter	Weight	Recommended pretension	Pull force at pretension 3%	Max. working load	Min. pulley diameter	Roll length
	mm	Kg/ml	%	Kg	Kg	mm	Mt
RR 2 GB	2	0,004	3 / 5	0,5	1,0	20	200
RR 3 GB	3	0,009	3 / 5	1,1	2,1	30	200
RR 4 GB	4	0,015	3 / 5	2,0	3,8	40	200
RR 5 GB	5	0,025	3 / 5	2,7	5,0	50	100
RR 6 GB	6	0,035	3 / 5	4,0	7,5	55	100
RR 7 GB	7	0,051	3 / 5	4,8	11,0	65	100
RR 8 GB	8	0,06	3 / 5	7,0	13,5	80	100
RR 9 GB	9	0,08	3 / 5	8,3	18,0	85	100
RR 10 GB	10	0,095	3 / 5	11,0	23,0	100	50
RR 12 GB	12	0,135	3 / 5	15,5	30,0	110	30
RR 15 GB	15	0,2	3 / 5	24,5	45,0	140	30
RR 18 GB	18	0,31	3 / 5	34,0	72,5	170	30

Round Belt - PU 86 Green Belt

Reinforced Smooth

RLP GB



Hardness 86 ShA
 Color Green Belt
 Working Temp. -20C° / +60C°

Coefficient of Friction

HDPE: 0,22
 Aluminium: 0,45
 Steel: 0,60

Item	Diameter	Weight	Recommended pretension	Pull force at pretension 3%	Max. working load	Min. pulley diameter	Roll length
	mm	Kg/ml	%	Kg	Kg	mm	Mt
RLP 6 GB	6	0,035	1 / 2	15,0	19,0	60	100
RLP 7 GB	7	0,051	1 / 2	19,0	22,0	70	100
RLP 8 GB	8	0,06	1 / 2	20,0	30,0	85	100
RLP 9 GB	9	0,08	1 / 2	21,0	35,0	90	100
RLP 10 GB	10	0,095	1 / 2	22,0	45,0	105	50
RLP 12 GB	12	0,135	1 / 2	25,0	60,0	120	30
RLP 15 GB	15	0,2	1 / 2	28,0	100,0	155	30
RLP 18 GB	18	0,31	1 / 2	35,0	140,0	180	30

Round Belt - PU 86 Green Belt

Reinforced Rough

RRP GB



Hardness 86 ShA
 Color Green Belt
 Working Temp. -20C° / +60C°

Coefficient of Friction

HDPE: 0,22
 Aluminium: 0,45
 Steel: 0,60

Item	Diameter	Weight	Recommended pretension	Pull force at pretension 3%	Max. working load	Min. pulley diameter	Roll length
	mm	Kg/ml	%	Kg	Kg	mm	Mt
RRP 6 GB	6	0,035	1 / 2	15,0	19,0	60	100
RRP 7 GB	7	0,051	1 / 2	19,0	22,0	70	100
RRP 8 GB	8	0,06	1 / 2	20,0	30,0	85	100
RRP 9 GB	9	0,08	1 / 2	21,0	35,0	90	100
RRP 10 GB	10	0,095	1 / 2	22,0	45,0	105	50
RRP 12 GB	12	0,135	1 / 2	25,0	60,0	120	30
RRP 15 GB	15	0,2	1 / 2	28,0	100,0	155	30
RRP 18 GB	18	0,31	1 / 2	35,0	140,0	180	30

Round Belt - PU 80 Brown Belt

Smooth

RL BB



Hardness	80 ShA
Color	Brown Belt
Working Temp.	-20C° / +60C°

Coefficient of Friction

HDPE:	0,22
Aluminium:	0,45
Steel:	0,60

Item	Diameter	Weight	Recommended pretension	Pull force at pretension 3%	Max. working load	Min. pulley diameter	Roll length
	mm	Kg/ml	%	Kg	Kg	mm	Mt
RL 2 BB	2	0,004	3 / 5	0,2	0,5	15	200
RL 3 BB	3	0,009	3 / 5	0,5	0,8	20	200
RL 4 BB	4	0,015	3 / 5	1,0	1,0	25	200
RL 5 BB	5	0,025	3 / 5	1,5	2,0	35	100
RL 6 BB	6	0,035	3 / 5	2,0	3,5	40	100
RL 8 BB	8	0,06	3 / 5	3,0	4,5	55	100
RL 9 BB	9	0,08	3 / 5	4,5	5,0	60	100
RL 10 BB	10	0,095	3 / 5	5,2	6,0	70	50
RL 12 BB	12	0,135	3 / 5	7,5	9,0	85	30

Round Belt - PU 85 Pure White

Smooth

RL PW



Hardness	85 ShA
Color	Pure White
Working Temp.	-20C° / +60C°

Coefficient of Friction

HDPE:	0,22
Aluminium:	0,45
Steel:	0,60

Item	Diameter	Weight	Recommended pretension	Pull force at pretension 3%	Max. working load	Min. pulley diameter	Roll length
	mm	Kg/ml	%	Kg	Kg	mm	Mt
RL 2 PW	2	0,004	3 / 5	0,5	0,8	20	200
RL 3 PW	3	0,009	3 / 5	1,1	2,0	25	200
RL 4 PW	4	0,015	3 / 5	2,0	3,5	35	200
RL 5 PW	5	0,025	3 / 5	2,7	4,5	45	100
RL 6 PW	6	0,035	3 / 5	4,0	7,0	50	100
RL 8 PW	8	0,06	3 / 5	7,0	13,0	75	100
RL 9 PW	9	0,08	3 / 5	8,3	17,0	80	100
RL 10 PW	10	0,095	3 / 5	11,0	22,5	90	50
RL 12 PW	12	0,135	3 / 5	15,5	28,0	100	30
RL 15 PW	15	0,2	3 / 5	24,5	42,0	125	30

Round Belt - PU 85 Pure White

Reinforced Smooth

RLP PW



Hardness	85 ShA
Color	Pure White
Working Temp.	-20C° / +60C°

Coefficient of Friction

HDPE:	0,22
Aluminium:	0,45
Steel:	0,60

Item	Diameter	Weight	Recommended pretension	Pull force at pretension 1%	Max. working load	Min. pulley diameter	Roll length
	mm	Kg/ml	%	Kg	Kg	mm	Mt
RLP 6 PW	6	0,035	1 / 2	15,0	18,0	55	100
RLP 8 PW	8	0,06	1 / 2	20,0	28,0	80	100
RLP 9 PW	9	0,08	1 / 2	21,0	33,0	85	100
RLP 10 PW	10	0,095	1 / 2	22,0	42,0	100	50
RLP 12 PW	12	0,135	1 / 2	25,0	57,0	115	30
RLP 15 PW	15	0,2	1 / 2	28,0	95,0	145	30

Round Belt - PU 80 White Green

Reinforced Smooth

RLP WG



Hardness	80 ShA
Color	White Green
Working Temp.	-20C° / +60C°

Coefficient of Friction

HDPE:	0,25
Aluminium:	0,50
Steel:	0,60

Item	Diameter	Weight	Recommended pretension	Pull force at pretension 1%	Max. working load	Min. pulley diameter	Roll length
	mm	Kg/ml	%	Kg	Kg	mm	Mt
RLP 8 WG	8	0,06	1 / 1,5	18,0	22,0	65	100
RLP 10 WG	10	0,095	1 / 1,5	20,0	36,0	75	50
RLP 12 WG	12	0,135	1 / 1,5	23,0	41,0	85	30
RLP 15 WG	15	0,2	1 / 1,5	25,0	60,0	110	30

Round Belt - PU 75 Supersoft Sky Blue

Smooth

RL SB



Hardness	75 ShA
Color	Sky Blue
Working Temp.	-20C° / +60C°

Coefficient of Friction

HDPE:	0,22
Aluminium:	0,45
Steel:	0,60

Item	Diameter	Weight	Recommended pretension	Pull force at pretension 3%	Max. working load	Min. pulley diameter	Roll length
	mm	Kg/ml	%	Kg	Kg	mm	Mt
RL 5 SB	5	0,025	3 / 5	1,0	1,0	25	100
RL 6 SB	6	0,035	3 / 5	1,5	2,0	30	100
RL 8 SB	8	0,06	3 / 5	2,5	3,5	40	100
RL 10 SB	10	0,095	3 / 5	3,5	5,0	50	50
RL 12 SB	12	0,135	3 / 5	5,5	8,0	65	30

Round Belt - PU 90 Red Belt

Smooth

RL RB



Hardness	90 ShA
Color	Red Belt
Working Temp.	-20C° / +60C°

Coefficient of Friction

HDPE:	0,22
Aluminium:	0,45
Steel:	0,60

Item	Diameter	Weight	Recommended pretension	Pull force at pretension 3%	Max. working load	Min. pulley diameter	Roll length
	mm	Kg/ml	%	Kg	Kg	mm	Mt
RL 2 RB	2	0,004	3 / 4	0,8	1,0	25	200
RL 3 RB	3	0,009	3 / 4	2,0	2,1	35	200
RL 4 RB	4	0,015	3 / 4	3,5	4,0	45	200
RL 5 RB	5	0,025	3 / 4	4,5	7,0	55	100
RL 6 RB	6	0,035	3 / 4	8,0	10,5	60	100
RL 8 RB	8	0,060	3 / 4	13,0	17,0	85	100
RL 9 RB	9	0,080	3 / 4	16,0	20,0	95	100
RL 10 RB	10	0,095	3 / 4	20,0	28,0	105	50
RL 12 RB	12	0,135	3 / 4	28,0	40,0	125	30
RL 15 RB	15	0,200	3 / 4	42,0	60,0	160	30
RL 18 RB	18	0,310	3 / 4	65,0	90,0	190	30

Round Belt - PU 90 Red Belt

Reinforced Smooth

RLP RB



Hardness	90 ShA
Color	Red Belt
Working Temp.	-20C° / +60C°

Coefficient of Friction

HDPE:	0,22
Aluminium:	0,45
Steel:	0,60

Item	Diameter	Weight	Recommended pretension	Pull force at pretension 1%	Max. working load	Min. pulley diameter	Roll length
	mm	Kg/ml	%	Kg	Kg	mm	Mt
RLP 6 RB	6	0,035	1 / 2	17,0	22,0	70	100
RLP 8 RB	8	0,060	1 / 2	21,0	34,0	95	100
RLP 9 RB	9	0,080	1 / 2	24,0	40,0	100	100
RLP 10 RB	10	0,095	1 / 2	26,0	51,0	115	50
RLP 12 RB	12	0,135	1 / 2	35,0	68,0	135	30
RLP 15 RB	15	0,200	1 / 2	55,0	110,0	180	30
RLP 18 RB	18	0,310	1 / 2	80,0	150,0	200	30

Round Belt - PU 85 Crystal Belt

Smooth

RL CB



Hardness	85 ShA
Color	Crystal Belt
Working Temp.	-20C° / +60C°

Coefficient of Friction

HDPE:	0,22
Aluminium:	0,45
Steel:	0,60

Item	Diameter	Weight	Recommended pretension	Pull force at pretension 3%	Max. working load	Min. pulley diameter	Roll length
	mm	Kg/ml	%	Kg	Kg	mm	Mt
RL 2 CB	2	0,004	3 / 5	0,5	1,0	20	200
RL 3 CB	3	0,009	3 / 5	1,1	2,1	30	200
RL 4 CB	4	0,015	3 / 5	2,0	3,8	40	200
RL 5 CB	5	0,025	3 / 5	2,7	5,0	50	100
RL 6 CB	6	0,035	3 / 5	4,0	7,5	55	100
RL 8 CB	8	0,060	3 / 5	7,0	13,5	80	100
RL 9 CB	9	0,080	3 / 5	8,3	18,0	85	100
RL 10 CB	10	0,095	3 / 5	11,0	23,0	100	50
RL 12 CB	12	0,135	3 / 5	15,5	30,0	110	30

Round Belt - PU 85 Crystal Belt

Reinforced Smooth

RLP CB



Hardness	85 ShA	Coefficient of Friction
Color	Crystal Belt	
Working Temp.	-20C° / +60C°	
		HDPE: 0,25
		Aluminium: 0,50
		Steel: 0,60

Item	Diameter	Weight	Recommended pretension	Pull force at pretension 1%	Max. working load	Min. pulley diameter	Roll length
	mm	Kg/ml	%	Kg	Kg	mm	Mt
RLP 6 CB	6	0,035	1 / 2	15,0	19,0	60	100
RLP 8 CB	8	0,060	1 / 2	20,0	30,0	85	100
RLP 9 CB	9	0,080	1 / 2	21,0	35,0	90	100
RLP 10 CB	10	0,095	1 / 2	22,0	45,0	105	50
RLP 12 CB	12	0,135	1 / 2	25,0	60,0	120	30



Round Belt - PU 85 Blue Food FDA

Smooth

RL BF



Hardness 85 ShA
Color Blue Food
Working Temp. -20°C / +60°C

Coefficient of Friction

HDPE: 0,22
Aluminium: 0,45
Steel: 0,60

Item	Diameter	Weight	Recommended pretension	Pull force at pretension 3%	Max. working load	Min. pulley diameter	Roll length
	mm	Kg/ml	%	Kg	Kg	mm	Mt
RL 2 BF	2	0,004	3 / 5	0,5	1,0	20	200
RL 3 BF	3	0,009	3 / 5	1,1	2,1	30	200
RL 4 BF	4	0,015	3 / 5	2,0	3,8	40	200
RL 5 BF	5	0,025	3 / 5	2,7	5,0	50	100
RL 6 BF	6	0,035	3 / 5	4,0	7,5	55	100
RL 7 BF	7	0,051	3 / 5	4,8	11,0	65	100
RL 8 BF	8	0,060	3 / 5	7,0	13,5	80	100
RL 9 BF	9	0,080	3 / 5	8,3	18,0	85	100
RL 10 BF	10	0,095	3 / 5	11,0	23,0	100	50
RL 12 BF	12	0,135	3 / 5	15,5	30,0	110	30
RL 15 BF	15	0,200	3 / 5	24,5	45,0	140	30
RL 18 BF	18	0,31	3 / 5	34,0	72,5	170	30

Round Belt - PU 85 Blue Food FDA

Rough

RR BF



Hardness 85 ShA
Color Blue Food
Working Temp. -20°C / +60°C


Coefficient of Friction

HDPE: 0,22
Aluminium: 0,45
Steel: 0,60

Item	Diameter	Weight	Recommended pretension	Pull force at pretension 3%	Max. working load	Min. pulley diameter	Roll length
	mm	Kg/ml	%	Kg	Kg	mm	Mt
RR 2 BF	2	0,004	3 / 5	0,5	1,0	20	200
RR 3 BF	3	0,009	3 / 5	1,1	2,1	30	200
RR 4 BF	4	0,015	3 / 5	2,0	3,8	40	200
RR 5 BF	5	0,025	3 / 5	2,7	5,0	50	100
RR 6 BF	6	0,035	3 / 5	4,0	7,5	55	100
RR 7 BF	7	0,051	3 / 5	4,8	11,0	65	100
RR 8 BF	8	0,060	3 / 5	7,0	13,5	80	100
RR 9 BF	9	0,080	3 / 5	8,3	18,0	85	100
RR 10 BF	10	0,095	3 / 5	11,0	23,0	100	50
RR 12 BF	12	0,135	3 / 5	15,5	30,0	110	30
RR 15 BF	15	0,200	3 / 5	24,5	45,0	140	30
RR 18 BF	18	0,310	3 / 5	34,0	72,5	170	30

Round Belt - PU 85 Blue Food FDA

Reinforced Smooth



RLP BF



Hardness 85 ShA
 Color Blue Food
 Working Temp. -20C° / +60C°

Coefficient of Friction

HDPE: 0,22
 Aluminium: 0,45
 Steel: 0,60

Item	Diameter	Weight	Recommended pretension	Pull force at pretension 1%	Max. working load	Min. pulley diameter	Roll length
	mm	Kg/ml	%	Kg	Kg	mm	Mt
RLP 6 BF	6	0,035	1 / 2	15,0	19,0	60	100
RLP 7 BF	7	0,051	1 / 2	19,0	22,0	70	100
RLP 8 BF	8	0,060	1 / 2	20,0	30,0	85	100
RLP 9 BF	9	0,080	1 / 2	21,0	35,0	90	100
RLP 10 BF	10	0,095	1 / 2	22,0	45,0	105	50
RLP 12 BF	12	0,135	1 / 2	25,0	60,0	120	30
RLP 15 BF	15	0,200	1 / 2	28,0	100,0	155	30
RLP 18 BF	18	0,310	1 / 2	35,0	140,0	180	30

Round Belt - PU 85 Blue Food FDA

Reinforced Rough



RRP BF



Hardness 85 ShA
 Color Blue Food
 Working Temp. -20C° / +60C°

Coefficient of Friction

HDPE: 0,22
 Aluminium: 0,45
 Steel: 0,60

Item	Diameter	Weight	Recommended pretension	Pull force at pretension 1%	Max. working load	Min. pulley diameter	Roll length
	mm	Kg/ml	%	Kg	Kg	mm	Mt
RRP 6 BF	6	0,035	1 / 2	15,0	19,0	60	100
RRP 7 BF	7	0,051	1 / 2	19,0	22,0	70	100
RRP 8 BF	8	0,060	1 / 2	20,0	30,0	85	100
RRP 9 BF	9	0,080	1 / 2	21,0	35,0	90	100
RRP 10 BF	10	0,095	1 / 2	22,0	45,0	105	50
RRP 12 BF	12	0,135	1 / 2	25,0	60,0	120	30
RRP 15 BF	15	0,200	1 / 2	28,0	100,0	155	30
RRP 18 BF	18	0,310	1 / 2	35,0	140,0	180	30

Round Belt - PU 83 Orange Food FDA

Smooth

RL OF



Hardness 83 ShA
Color Orange Food
Working Temp. -20C° / +60C°

Coefficient of Friction

HDPE: 0,22
Aluminium: 0,45
Steel: 0,60

Item	Diameter	Weight	Recommended pretension	Pull force at pretension 3%	Max. working load	Min. pulley diameter	Roll length
	mm	Kg/ml	%	Kg	Kg	mm	Mt
RL 2 OF	2	0,004	3 / 5	0,5	1,0	20	200
RL 3 OF	3	0,009	3 / 5	1,1	2,1	30	200
RL 4 OF	4	0,015	3 / 5	2,0	3,8	40	200
RL 5 OF	5	0,025	3 / 5	2,7	5,0	50	100
RL 6,3 OF	6,3	0,039	3 / 5	4,0	7,8	55	100
RL 7 OF	7	0,051	3 / 5	4,8	11,0	65	100
RL 8 OF	8	0,060	3 / 5	7,0	13,5	80	100
RL 9,5 OF	9,5	0,085	3 / 5	9,0	19,0	85	100
RL 10 OF	10	0,095	3 / 5	11,0	23,0	100	50
RL 12,5 OF	12,5	0,145	3 / 5	16,5	32,0	110	30
RL 15 OF	15	0,200	3 / 5	24,5	45,0	140	30
RL 18 OF	18	0,310	3 / 5	34,0	72,5	170	30

Round Belt - PU 83 Orange Food FDA

Reinforced Smooth

RLP OF



Hardness 83 ShA
Color Orange Food
Working Temp. -20C° / +60C°

Coefficient of Friction

HDPE: 0,22
Aluminium: 0,45
Steel: 0,60

Item	Diameter	Weight	Recommended pretension	Pull force at pretension 1%	Max. working load	Min. pulley diameter	Roll length
	mm	Kg/ml	%	Kg	Kg	mm	Mt
RLP 6,3 OF	6,3	0,038	1 / 2	15,5	19,5	60	100
RLP 7 OF	7	0,051	1 / 2	19,0	22,0	70	100
RLP 8 OF	8	0,060	1 / 2	20,0	30,0	85	100
RLP 9,5 OF	9,5	0,085	1 / 2	21,5	36,5	90	100
RLP 10 OF	10	0,095	1 / 2	22,0	45,0	105	50
RLP 12,5 OF	12,5	0,140	1 / 2	26,0	62,0	120	30
RLP 15 OF	15	0,200	1 / 2	28,0	100,0	155	30
RLP 18 OF	18	0,310	1 / 2	35,0	140,0	180	30



Round Belt - PU 85 Blue Food Metal detectable FDA

Rough

RR BF-M



Hardness	85 ShA	Coefficient of Friction
Color	Blue Food	
Working Temp.	-20C° / +60C°	
		HDPE: 0,22
		Aluminium: 0,45
		Steel: 0,60

Item	Diameter	Weight	Recommended pretension	Pull force at pretension 3%	Max. working load	Min. pulley diameter	Roll length
	mm	Kg/ml	%	Kg	Kg	mm	Mt
RR 2 BF-M	2	0,004	3 / 5	0,5	1,0	20	200
RR 3 BF-M	3	0,009	3 / 5	1,1	2,1	30	200
RR 4 BF-M	4	0,015	3 / 5	2,0	3,8	40	200
RR 5 BF-M	5	0,025	3 / 5	2,7	5,0	50	100
RR 6 BF-M	6	0,035	3 / 5	4,0	7,5	55	100
RR 8 BF-M	8	0,060	3 / 5	7,0	13,5	80	100



Round Belt - PU 96 Yellow Belt

Smooth

RL YB



Hardness 96 ShA
Color Yellow Belt
Working Temp. -20C° / +60C°

Coefficient of Friction

HDPE: 0,22
Aluminium: 0,45
Steel: 0,60

Item	Diameter	Weight	Recommended pretension	Pull force at pretension 1%	Max. working load	Min. pulley diameter	Roll length
	mm	Kg/ml	%	Kg	Kg	mm	Mt
RL 6 YB	6	0,035	1 / 3	4,0	15,0	65	100
RL 7 YB	7	0,051	1 / 3	4,8	26,0	75	100
RL 8 YB	8	0,060	1 / 3	7,0	30,0	85	100
RL 9 YB	9	0,080	1 / 3	8,3	35,0	90	100
RL 10 YB	10	0,095	1 / 3	11,0	40,0	100	50
RL 12 YB	12	0,135	1 / 3	15,5	60,0	120	30
RL 15 YB	15	0,200	1 / 3	24,5	90,0	190	30

Round Belt - PU 96 Yellow Belt

Reinforced Smooth

RLP YB



Hardness 96 ShA
Color Yellow Belt
Working Temp. -20C° / +60C°

Coefficient of Friction

HDPE: 0,22
Aluminium: 0,45
Steel: 0,60

Item	Diameter	Weight	Recommended pretension	Pull force at pretension 1%	Max. working load	Min. pulley diameter	Roll length
	mm	Kg/ml	%	Kg	Kg	mm	Mt
RLP 6 YB	6	0,035	1 / 2	10,0	25,0	80	100
RLP 7 YB	7	0,051	1 / 2	14,0	35,0	85	100
RLP 8 YB	8	0,060	1 / 2	17,0	45,0	95	100
RLP 9 YB	9	0,080	1 / 2	18,0	55,0	100	100
RLP 10 YB	10	0,095	1 / 2	24,0	65,0	120	50
RLP 12 YB	12	0,135	1 / 2	28,0	100,0	145	30
RLP 15 YB	15	0,200	1 / 2	35,0	145,0	175	30

Round Belt - TPEE 45 ShD Natural Belt

Reinforced Smooth

Co-polyester

RLPP NB



Hardness 45 ShD
 Color Natural Belt
 Working Temp. -20C° / +60C°

Coefficient of Friction

HDPE: 0,22
 Aluminium: 0,45
 Steel: 0,60

Item	Diameter	Weight	Recommended pretension	Pull force at pretension 1%	Max. working load	Min. pulley diameter	Roll length
	mm	Kg/ml	%	Kg	Kg	mm	Mt
RLPP 6 NB	6	0,035	1 / 2	10,0	25,0	70	100
RLPP 9,5 NB	9,5	0,090	1 / 2	18,0	65,0	110	100
RLPP 10 NB	10	0,095	1 / 2	22,0	70,0	120	50
RLPP 12,5 NB	12,5	0,145	1 / 2	30,0	105,0	150	30







Tubular Belt

Categories



Smooth Surface



Metal Connectors



Applications:

All industrial sectors.
Elastic, flexible, mechanically joinable



Tubular Belt - PU 90 Red Belt

Smooth



TL RB



Hardness 90 ShA
Color Red Belt
Working Temp. -20C° / +60C°

Coefficient of Friction

HDPE: 0,22
Aluminium: 0,48
Steel: 0,60

Item	Diameter	Weight	Recommended pretension	Pull force at pretension 3%	Max. working load	Min. pulley diameter	Roll length
	mm	Kg/ml	%	Kg	Kg	mm	Mt
TL 6 RB	6 (2,5)	0,030	Na	Na	Na	60	100
TL 8 RB	8 (3,2)	0,055	Na	Na	Na	70	100
TL 9 RB	9 (4,0)	0,065	Na	Na	Na	75	100
TL 10 RB	10 (4,0)	0,080	Na	Na	Na	85	50
TL 12 RB	12 (5,3)	0,110	Na	Na	Na	100	30
TL 15 RB	15 (5,3)	0,185	Na	Na	Na	125	30
TL 20 RB	20 (5,3)	0,350	Na	Na	Na	155	30

Tubular Belt - PU 86 Blue Food

Smooth



TL BF



Hardness 86 ShA
Color Blue Food
Working Temp. -20C° / +60C°

Coefficient of Friction

HDPE: 0,25
Aluminium: 0,50
Steel: 0,60

Item	Diameter	Weight	Recommended pretension	Pull force at pretension 3%	Max. working load	Min. pulley diameter	Roll length
	mm	Kg/ml	%	Kg	Kg	mm	Mt
TL 6 BF	6 (2,5)	0,030	Na	Na	Na	55	100
TL 8 BF	8 (3,2)	0,055	Na	Na	Na	65	100
TL 9 BF	9 (4,0)	0,065	Na	Na	Na	70	100
TL 10 BF	10 (4,0)	0,080	Na	Na	Na	80	50
TL 12 BF	12 (5,3)	0,110	Na	Na	Na	95	30
TL 15 BF	15 (5,3)	0,185	Na	Na	Na	120	30
TL 20 BF	20 (7,0)	0,350	Na	Na	Na	150	30




Connectors for Tubular Belt TFA Series (Steel)

TFA

Item	Diameter mm	Weight Kg/ml	Recommended pretension %	Pull force at pretension 3% Kg	Max. working load Kg	Min. pulley diameter mm	Packaging quantity Mt
TFA 6 AG			Na	Na	Na	Na	25
TFA 8 AG			Na	Na	Na	Na	25
TFA 9 AG			Na	Na	Na	Na	25
TFA 10 AG			Na	Na	Na	Na	25
TFA 12 AG			Na	Na	Na	Na	25
TFA 15 AG			Na	Na	Na	Na	25





V-Belt

Trapezoidal section

Categories



STD Belt



Cogged Belt



Reinforced Belt





Reinforced Cogged Belt



Applications:

All industrial sectors.
Elastic, flexible, weldable

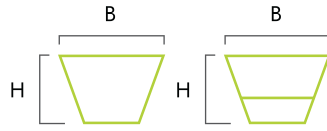




V-Belt - PU 86 Green Belt

STD

Cogged



Hardness 86 ShA
 Color Green Belt
 Working Temp. -20°C / +60°C

Coefficient of Friction

HDPE: 0,25
 Aluminium: 0,50
 Steel: 0,60

V GB

V GB-D

Item	Diameter	Weight	Recommended pretension	Pull force at pretension 3%	Max. working load	Min. pulley diameter	Roll length
	B x H	Kg/ml	%	Kg	Kg	mm	Mt
V 6 GB	6 x 4 (X)	0,025	3 / 5	5,5	6,0	45	100
V 8 GB	8 x 5 (Y)	0,040	3 / 5	7,0	10,0	55	100
V 10 GB	10 x 6 (Z)	0,060	3 / 5	9,0	14,0	60	70
V 13 GB	13 x 8 (A)	0,100	3 / 5	12,0	20,0	75	30
V 17 GB	17 x 11 (B)	0,170	3 / 5	20,0	38,0	105	30
V 22 GB	22 x 14 (C)	0,290	3 / 5	32,0	68,0	140	30
V 32 GB	32 x 20 (D)	0,590	3 / 5	110,0	145,0	200	30

COGGED

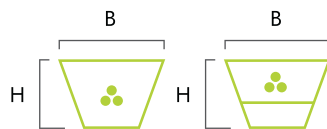
V 10 GB-D	10 x 6 (Z)	0,050	3 / 5	8,1	12,0	50	70
V 13 GB-D	13 x 8 (A)	0,080	3 / 5	10,8	17,0	65	30
V 17 GB-D	17 x 11 (B)	0,140	3 / 5	18,0	35,0	95	30
V 22 GB-D	22 x 14 (C)	0,230	3 / 5	27,0	62,0	120	30



V-Belt - PU 86 Green Belt

Reinforced

Reinforced Cogged



Hardness 86 ShA
 Color Green Belt
 Working Temp. -20°C / +60°C

Coefficient of Friction

HDPE: 0,25
 Aluminium: 0,50
 Steel: 0,60

VP GB

VP GB-D

Item	Diameter	Weight	Recommended pretension	Pull force at pretension 1%	Max. working load	Min. pulley diameter	Roll length
	B x H	Kg/ml	%	Kg	Kg	mm	Mt
VP 13 GB	13 x 8 (A)	0,100	1 / 2	30,0	40,0	95	30
VP 17 GB	17 x 11 (B)	0,170	1 / 2	45,0	75,0	120	30
VP 22 GB	22 x 14 (C)	0,290	1 / 2	50,0	130,0	155	30
VP 32 GB	32 x 20 (D)	0,590	1 / 2	140,0	180,0	230	30

COGGED

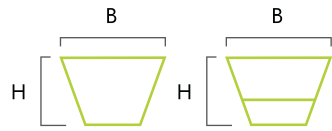
VP 13 GB-D	13 x 8 (A)	0,080	1 / 2	27,0	36,0	85	30
VP 17 GB-D	17 x 11 (B)	0,140	1 / 2	40,5	70,0	105	30
VP 22 GB-D	22 x 14 (C)	0,230	1 / 2	45,0	122,0	140	30



V-Belt - PU 85 Crystal Belt

STD

Cogged



Hardness	85 ShA	Coefficient of Friction
Color	Crystal Belt	
Working Temp.	-20C° / +60C°	
		HDPE: 0,25
		Aluminium: 0,50
		Steel: 0,60

V CB V CB-D

Item	Diameter	Weight	Recommended pretension	Pull force at pretension 3%	Max. working load	Min. pulley diameter	Roll length
	B x H	Kg/ml	%	Kg	Kg	mm	Mt
V 13 CB	13 x 8 (A)	0,100	3 / 5	12,0	20,0	75	30
V 17 CB	17 x 11 (B)	0,170	3 / 5	20,0	38,0	105	30
V 22 CB	22 x 14 (C)	0,290	3 / 5	32,0	68,0	140	30

COGGED

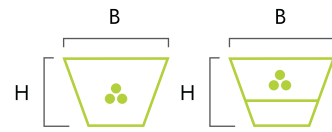
V 13 CB-D	13 x 8 (A)	0,080	3 / 5	10,8	17,0	65	30
V 17 CB-D	17 x 11 (B)	0,140	3 / 5	18,0	35,0	95	30
V 22 CB-D	22 x 14 (C)	0,230	3 / 5	36,9	62,0	120	30



V-Belt - PU 85 Crystal Belt

Reinforced

Reinforced Cogged



Hardness	85 ShA	Coefficient of Friction
Color	Crystal Belt	
Working Temp.	-20C° / +60C°	
		HDPE: 0,25
		Aluminium: 0,50
		Steel: 0,60

VP CB VP CB-D

Item	Diameter	Weight	Recommended pretension	Pull force at pretension 1%	Max. working load	Min. pulley diameter	Roll length
	B x H	Kg/ml	%	Kg	Kg	mm	Mt
VP 13 CB	13 x 8 (A)	0,100	1 / 2	30,0	40,0	95	30
VP 17 CB	17 x 11 (B)	0,170	1 / 2	45,0	75,0	120	30
VP 22 CB	22 x 14 (C)	0,290	1 / 2	50,0	130,0	155	30

COGGED

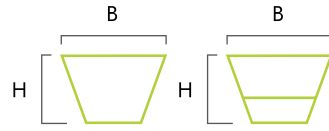
VP 13 CB-D	13 x 8 (A)	0,080	1 / 2	27,0	36,0	85	30
VP 17 CB-D	17 x 11 (B)	0,140	1 / 2	40,5	70,0	105	30
VP 22 CB-D	22 x 14 (C)	0,230	1 / 2	45,0	122,0	140	30



V-Belt - PU 90 Red Belt

STD

Cogged



Hardness 90 ShA
 Color Red Belt
 Working Temp. -20C° / +60C°

Coefficient of Friction
 HDPE: 0,25
 Aluminium: 0,50
 Steel: 0,60

V RB V RB-D

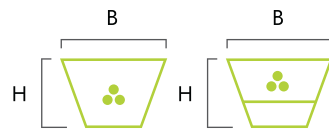
Item	Diameter	Weight	Recommended pretension	Pull force at pretension 3%	Max. working load	Min. pulley diameter	Roll length
	B x H	Kg/ml	%	Kg	Kg	mm	Mt
V 6 RB	6 x 4 (X)	0,025	2 / 4	7,5	6,0	50	100
V 8 RB	8 x 5 (Y)	0,040	2 / 4	10,0	12,0	60	100
V 10 RB	10 x 6 (Z)	0,060	2 / 4	13,0	18,0	70	70
V 13 RB	13 x 8 (A)	0,100	2 / 4	22,0	28,0	85	30
V 17 RB	17 x 11 (B)	0,170	2 / 4	39,0	50,0	115	30
V 22 RB	22 x 14 (C)	0,290	2 / 4	70,0	85,0	150	30
COGGED							
V 10 RB-D	10 x 6 (Z)	0,050	2 / 4	11,0	15,0	65	70
V 13 RB-D	13 x 8 (A)	0,080	2 / 4	20,0	22,0	75	30
V 17 RB-D	17 x 11 (B)	0,140	2 / 4	32,0	45,0	105	30
V 22 RB-D	22 x 14 (C)	0,230	2 / 4	65,0	70,0	135	30



V-Belt - PU 90 Red Belt

Reinforced

Reinforced Cogged




Hardness 90 ShA
 Color Red Belt
 Working Temp. -20C° / +60C°

Coefficient of Friction
 HDPE: 0,25
 Aluminium: 0,50
 Steel: 0,60

VP RB VP RB-D

Item	Diameter	Weight	Recommended pretension	Pull force at pretension 1%	Max. working load	Min. pulley diameter	Roll length
	B x H	Kg/ml	%	Kg	Kg	mm	Mt
VP 13 RB	13 x 8 (A)	0,100	1 / 2	30,0	40,0	90	30
VP 17 RB	17 x 11 (B)	0,170	1 / 2	45,0	75,0	125	30
VP 22 RB	22 x 14 (C)	0,290	1 / 2	85,0	130,0	160	30
COGGED							
VP 13 RB-D	13 x 8 (A)	0,080	1 / 2	27,0	36,0	85	30
VP 17 RB-D	17 x 11 (B)	0,140	1 / 2	40,5	70,0	120	30
VP 22 RB-D	22 x 14 (C)	0,230	1 / 2	90,0	122,0	150	30



V-Belt - PU 85 Blue Food FDA

STD

Cogged



Hardness 85 ShA
 Color Blue Food
 Working Temp. -20°C / +60°C

Coefficient of Friction
 HDPE: 0,25
 Aluminium: 0,50
 Steel: 0,60

V BF

V BF-D



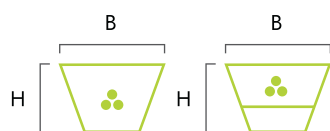
Item	Diameter	Weight	Recommended pretension	Pull force at pretension 3%	Max. working load	Min. pulley diameter	Roll length
	B x H		%	Kg			
V 6 BF	6 x 4 (X)	0,025	3 / 5	5,5	6,0	45	100
V 8 BF	8 x 5 (Y)	0,040	3 / 5	7,0	10,0	55	100
V 10 BF	10 x 6 (Z)	0,060	3 / 5	9,0	14,0	60	70
V 13 BF	13 x 8 (A)	0,100	3 / 5	12,0	20,0	75	30
V 17 BF	17 x 11 (B)	0,170	3 / 5	20,0	38,0	105	30
V 22 BF	22 x 14 (C)	0,290	3 / 5	32,0	68,0	140	30
COGGED							
V 10 BF-D	10 x 6 (Z)	0,050	3 / 5	8,1	12,0	50	70
V 13 BF-D	13 x 8 (A)	0,080	3 / 5	10,8	17,0	65	30
V 17 BF-D	17 x 11 (B)	0,140	3 / 5	18,0	35,0	95	30
V 22 BF-D	22 x 14 (C)	0,230	3 / 5	27,0	62,0	120	30



V-Belt - PU 85 Blue Food

Reinforced

Reinforced Cogged



Hardness 85 ShA
 Color Blue Food
 Working Temp. -20°C / +60°C

Coefficient of Friction
 HDPE: 0,25
 Aluminium: 0,50
 Steel: 0,60

VP BF

VP BF-D



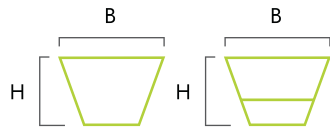
Item	Diameter	Weight	Recommended pretension	Pull force at pretension 1%	Max. working load	Min. pulley diameter	Roll length
	B x H		%	Kg			
VP 13 BF	13 x 8 (A)	0,100	1 / 2	30,0	40,0	95	30
VP 17 BF	17 x 11 (B)	0,170	1 / 2	45,0	75,0	120	30
VP 22 BF	22 x 14 (C)	0,290	1 / 2	50,0	130,0	155	30
COGGED							
VP 13 BF-D	13 x 8 (A)	0,080	1 / 2	27,0	36,0	85	30
VP 17 BF-D	17 x 11 (B)	0,140	1 / 2	40,5	70,0	105	30
VP 22 BF-D	22 x 14 (C)	0,230	1 / 2	45,0	122,0	140	30



V-Belt - PU 95 Ivory Belt

STD

Cogged



Hardness	95 ShA	Coefficient of Friction
Color	Ivory Belt	
Working Temp.	-20C° / +60C°	
		HDPE: 0,25
		Aluminium: 0,50
		Steel: 0,60

V IB V IB-D

Item	Diameter	Weight	Recommended pretension	Pull force at pretension 3%	Max. working load	Min. pulley diameter	Roll length
	B x H	Kg/ml	%	Kg	Kg	mm	Mt
V 13 IB	13 x 8 (A)	0,100	2 / 3	40,0	45,0	80	30
V 17 IB	17 x 11 (B)	0,170	2 / 3	65,0	60,0	110	30
V 22 IB	22 x 14 (C)	0,290	2 / 3	100,0	120,0	140	30

COGGED

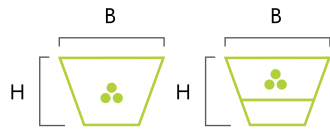
V 13 IB-D	13 x 8 (A)	0,080	2 / 3	35,0	40,0	70	30
V 17 IB-D	17 x 11 (B)	0,140	2 / 3	58,0	52,0	100	30
V 22 IB-D	22 x 14 (C)	0,230	2 / 3	89,0	108,0	125	30



V-Belt - PU 95 Ivory Belt

Reinforced

Reinforced Cogged



Hardness	95 ShA	Coefficient of Friction
Color	Ivory Belt	
Working Temp.	-20C° / +60C°	
		HDPE: 0,25
		Aluminium: 0,50
		Steel: 0,60

VP IB VP IB-D

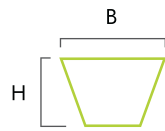
Item	Diameter	Weight	Recommended pretension	Pull force at pretension 1%	Max. working load	Min. pulley diameter	Roll length
	B x H	Kg/ml	%	Kg	Kg	mm	Mt
VP 13 IB	13 x 8 (A)	0,100	1 / 2	45,0	60,0	105	30
VP 17 IB	17 x 11 (B)	0,170	1 / 2	65,0	90,0	135	30
VP 22 IB	22 x 14 (C)	0,290	1 / 2	95,0	160,0	185	30

COGGED

VP 13 IB-D	13 x 8 (A)	0,080	1 / 2	42,0	50,0	95	30
VP 17 IB-D	17 x 11 (B)	0,140	1 / 2	60,0	80,0	125	30
VP 22 IB-D	22 x 14 (C)	0,230	1 / 2	88,0	130,0	170	30

V-Belt - PU 80 Brown Belt

STD



Hardness	80 ShA
Color	Brown Belt
Working Temp.	-20C° / +60C°

Coefficient of Friction

HDPE:	0,25
Aluminium:	0,50
Steel:	0,60

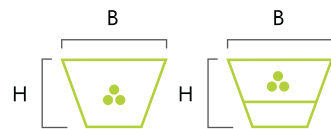
V BB

Item	Diameter	Weight	Recommended pretension	Pull force at pretension 3%	Max. working load	Min. pulley diameter	Roll length
	B x H	Kg/ml	%	Kg	Kg	mm	Mt
V 6 BB	6 x 4 (X)	0,025	3 / 5	4,8	4,0	40	100
V 8 BB	8 x 5 (Y)	0,040	3 / 5	6,0	8,5	50	100
V 10 BB	10 x 6 (Z)	0,060	3 / 5	7,1	11,9	55	70
V 13 BB	13 x 8 (A)	0,100	3 / 5	9,7	17,0	70	30
V 17 BB	17 x 11 (B)	0,170	3 / 5	16,0	33,0	90	30
V 22 BB	22 x 14 (C)	0,290	3 / 5	28,0	60,0	120	30

V-Belt - PU 80 White Green

Reinforced

Reinforced Cogged



Hardness	80 ShA
Color	White Green
Working Temp.	-20C° / +60C°

Coefficient of Friction

HDPE:	0,25
Aluminium:	0,50
Steel:	0,60

VP WG

VP WG-D

Item	Diameter	Weight	Recommended pretension	Pull force at pretension 1%	Max. working load	Min. pulley diameter	Roll length
	B x H	Kg/ml	%	Kg	Kg	mm	Mt
VP 13 WG	13 x 8 (A)	0,100	1 / 2	16,0	21,0	95	30
VP 17 WG	17 x 11 (B)	0,170	1 / 2	22,0	39,0	120	30
VP 22 WG	22 x 14 (C)	0,290	1 / 2	28,0	73,0	155	30

COGGED

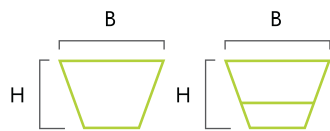
VP 13 WG-D	13 x 8 (A)	0,080	1 / 2	14,0	17,0	85	30
VP 17 WG-D	17 x 11 (B)	0,140	1 / 2	20,0	31,0	110	30
VP 22 WG-D	22 x 14 (C)	0,230	1 / 2	25,0	63,0	140	30



V-Belt - PU 85 Pure White

STD

Cogged



Hardness 85 ShA
 Color Pure White
 Working Temp. -20C° / +60C°

Coefficient of Friction
 HDPE: 0,25
 Aluminium: 0,50
 Steel: 0,60

V PW

V PW-D

Item	Diameter	Weight	Recommended pretension	Pull force at pretension 3%	Max. working load	Min. pulley diameter	Roll length
	B x H	Kg/ml	%	Kg	Kg	mm	Mt
V 6 PW	6 x 4 (X)	0,025	3 / 5	5,5	6,0	45	100
V 8 PW	8 x 5 (Y)	0,040	3 / 5	7,0	10,0	55	100
V 10 PW	10 x 6 (Z)	0,060	3 / 5	9,0	14,0	60	70
V 13 PW	13 x 8 (A)	0,100	3 / 5	12,0	20,0	75	30
V 17 PW	17 x 11 (B)	0,170	3 / 5	20,0	38,0	105	30
V 22 PW	22 x 14 (C)	0,290	3 / 5	32,0	68,0	140	30
V 32 PW	32 x 20 (D)	0,590	3 / 5	110,0	145,0	200	30

COGGED

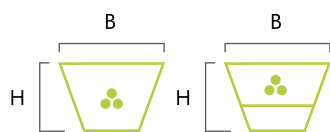
V 10 PW-D	10 x 6 (Z)	0,050	3 / 5	8,1	12,0	50	70
V 13 PW-D	13 x 8 (A)	0,080	3 / 5	10,8	17,0	65	30
V 17 PW-D	17 x 11 (B)	0,140	3 / 5	18,0	35,0	95	30
V 22 PW-D	22 x 14 (C)	0,230	3 / 5	36,9	62,0	120	30



V-Belt - PU 85 Pure White

Reinforced

Reinforced Cogged



Hardness 85 ShA
 Color Pure White
 Working Temp. -20C° / +60C°

Coefficient of Friction
 HDPE: 0,25
 Aluminium: 0,50
 Steel: 0,60

VP PW

VP PW-D

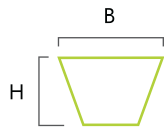
Item	Diameter	Weight	Recommended pretension	Pull force at pretension 1%	Max. working load	Min. pulley diameter	Roll length
	B x H	Kg/ml	%	Kg	Kg	mm	Mt
VP 13 PW	13 x 8 (A)	0,100	1 / 2	30,0	40,0	95	30
VP 17 PW	17 x 11 (B)	0,170	1 / 2	45,0	75,0	120	30
VP 22 PW	22 x 14 (C)	0,290	1 / 2	50,0	130,0	155	30
VP 32 PW	32 x 20 (D)	0,590	1 / 2	140,0	180,0	230	30

COGGED

VP 13 PW-D	13 x 8 (A)	0,080	1 / 2	27,0	36,0	85	30
VP 17 PW-D	17 x 11 (B)	0,140	1 / 2	40,5	70,0	105	30
VP 22 PW-D	22 x 14 (C)	0,230	1 / 2	45,0	122,0	140	30

V-Belt - PU 84 Orange Food FDA

STD



Hardness 84 ShA
 Color Orange Food
 Working Temp. -20C° / +60C°

Coefficient of Friction
 HDPE: 0,25
 Aluminium: 0,50
 Steel: 0,60

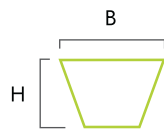
V OF



Item	Diameter	Weight	Recommended pretension	Pull force at pretension 3%	Max. working load	Min. pulley diameter	Roll length
	B x H	Kg/ml	%	Kg	Kg	mm	Mt
V 6 OF	6 x 4 (X)	0,025	3 / 5	5,5	6,0	45	100
V 8 OF	8 x 5 (Y)	0,040	3 / 5	7,0	10,0	55	100
V 10 OF	10 x 6 (Z)	0,060	3 / 5	9,0	14,0	60	70
V 13 OF	13 x 8 (A)	0,100	3 / 5	12,0	20,0	75	30
V 17 OF	17 x 11 (B)	0,170	3 / 5	20,0	38,0	105	30
V 22 OF	22 x 14 (C)	0,290	3 / 5	32,0	68,0	140	30

V-Belt - PU 84 Orange Food FDA

Textured



Hardness 84 ShA
 Color Orange Food
 Working Temp. -20C° / +60C°

Coefficient of Friction
 HDPE: 0,25
 Aluminium: 0,50
 Steel: 0,60

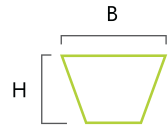
V OF-T



Item	Diameter	Weight	Recommended pretension	Pull force at pretension 3%	Max. working load	Min. pulley diameter	Roll length
	B x H	Kg/ml	%	Kg	Kg	mm	Mt
V 6 OF-T	6 x 4 (X)	0,025	3 / 5	5,5	6,0	45	100
V 8 OF-T	8 x 5 (Y)	0,040	3 / 5	7,0	10,0	55	100
V 10 OF-T	10 x 6 (Z)	0,060	3 / 5	9,0	14,0	60	70
V 13 OF-T	13 x 8 (A)	0,100	3 / 5	12,0	20,0	75	30
V 17 OF-T	17 x 11 (B)	0,170	3 / 5	20,0	38,0	105	30
V 22 OF-T	22 x 14 (C)	0,290	3 / 5	32,0	68,0	140	30

V-Belt - PU 84 Blue Food FDA

Textured



Hardness 84 ShA
 Color Blue Food
 Working Temp. -20C° / +60C°

Coefficient of Friction
 HDPE: 0,25
 Aluminium: 0,50
 Steel: 0,60

V BF-T



Item	Diameter	Weight	Recommended pretension	Pull force at pretension 3%	Max. working load	Min. pulley diameter	Roll length
	B x H	Kg/ml	%	Kg	Kg	mm	Mt
V 6 BF-T	6 x 4 (X)	0,025	3 / 5	5,5	6,0	45	100
V 8 BF-T	8 x 5 (Y)	0,040	3 / 5	7,0	10,0	55	100
V 10 BF-T	10 x 6 (Z)	0,060	3 / 5	9,0	14,0	60	70
V 13 BF-T	13 x 8 (A)	0,100	3 / 5	12,0	20,0	75	30
V 17 BF-T	17 x 11 (B)	0,170	3 / 5	20,0	38,0	105	30
V 22 BF-T	22 x 14 (C)	0,290	3 / 5	32,0	68,0	140	30

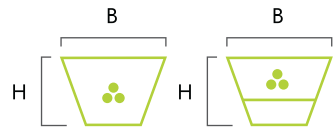




V-Belt - TPEE 45 ShD Natural Belt

Reinforced

Co-Polyester



Hardness	45 ShD	Coefficient of Friction
Color	Natural Belt	
Working Temp.	-20C° / +60C°	
		HDPE: 0,25
		Aluminium: 0,50
		Steel: 0,60


VPP NB VPP NB-D




Item	Diameter	Weight	Recommended pretension	Pull force at pretension 18%	Max. working load	Min. pulley diameter	Roll length
	B x H	Kg/ml	%	Kg	Kg	mm	Mt
VPP 13 NB	13 x 8 (A)	0,100	1 / 2	Na	60,0	105	30
VPP 17 NB	17 x 11 (B)	0,170	1 / 2	Na	90,0	135	30
VPP 22 NB	22 x 14 (C)	0,290	1 / 2	Na	160,0	185	30

COGGED

VPP 13 NB-D	13 x 8 (A)	0,080	1 / 2	Na	50,0	95	30
VPP 17 NB-D	17 x 11 (B)	0,140	1 / 2	Na	80,0	125	30
VPP 22 NB-D	22 x 14 (C)	0,230	1 / 2	Na	130,0	170	30





V-Belt +

Trapezoidal cross-section with extra coating

Categories



Soft Grip



Cogged Soft Grip



Reinforced Soft Grip



Reinforced Cogged Soft Grip



Super Grip




Cogged Super Grip



Applications:

All industrial sectors.
Elastic, flexible, weldable



Reinforced Super Grip



Reinforced Cogged Super Grip



Ultra Grip




Cogged Ultra Grip



Reinforced Ultra Grip



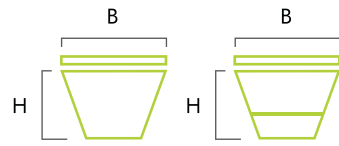
Reinforced Cogged Ultra Grip



V-Belt Plus Soft Grip - PU 86 Green Belt

Soft Grip

Cogged Soft Grip



Hardness 86 Sh A
Color Green Belt
Working Temp. -20C° / +60C°

Coefficient of Friction
HDPE: 0,25
Aluminium: 0,50
Steel: 0,60

V GB-SPU

V GB-SPU-D

Belt with white smooth ShA70 extra coating thickness 3 mm

Item	Dimensions	Weight	Rec. Pretension	Pull force at pretension 3%	Max. working load	Minimum pulley diameter	Roll length
	B x H	Kg/ml	%	Kg	Kg	mm	Mt
V 13 GB-SPU	13 x 8 (A)	0,115	3 / 5	12,0	20,0	75	30
V 17 GB-SPU	17 x 11 (B)	0,175	3 / 5	20,0	38,0	105	30
V 22 GB-SPU	22 x 14 (C)	0,305	3 / 5	32,0	68,0	140	30

COGGED

V 13 GB-SPU-D	13 x 8 (A)	0,090	3 / 5	10,8	17,0	65	30
V 17 GB-SPU-D	17 x 11 (B)	0,150	3 / 5	18,0	35,0	95	30
V 22 GB-SPU-D	22 x 14 (C)	0,245	3 / 5	27,0	62,0	120	30



V-Belt Plus Soft Grip - PU 86 Green Belt

Reinforced Soft Grip

Reinforced Cogged Soft Grip



Hardness 86 Sh A
Color Green Belt
Working Temp. -20C° / +60C°

Coefficient of Friction
HDPE: 0,25
Aluminium: 0,50
Steel: 0,60

VP GB-SPU


VP GB-SPU-D

Belt with white smooth ShA70 extra coating thickness 3 mm

Item	Dimensions	Weight	Rec. Pretension	Pull force at pretension 1%	Max. working load	Minimum pulley diameter	Roll length
	B x H	Kg/ml	%	Kg	Kg	mm	Mt
VP 13 GB-SPU	13 x 8 (A)	0,100	1 / 2	30,0	40,0	95	30
VP 17 GB-SPU	17 x 11 (B)	0,170	1 / 2	45,0	75,0	120	30
VP 22 GB-SPU	22 x 14 (C)	0,290	1 / 2	50,0	130,0	155	30

COGGED

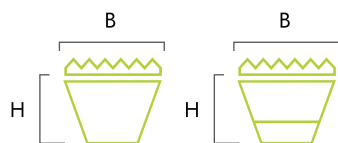
VP 13 GB-SPU-D	13 x 8 (A)	0,080	1 / 2	27,0	36,0	85	30
VP 17 GB-SPU-D	17 x 11 (B)	0,140	1 / 2	40,5	70,0	105	30
VP 22 GB-SPU-D	22 x 14 (C)	0,230	1 / 2	45,0	122,0	140	30



V-Belt Plus Super Grip PU Dark Green - PU 86 Green Belt

Super Grip

Cogged Super Grip



Hardness 86 ShA
Color Green Belt
Working Temp. -20C° / +60C°

Coefficient of Friction

HDPE: 0,25
Aluminium: 0,50
Steel: 0,60

V GB-PVFG


V GB-PVFG-D

Belt with dark green super grip PU ShA 85 extra coating thickness 4 mm

Item	Dimensions	Weight	Rec. Pretension	Pull force at pretension 3%	Max. working load	Minimum pulley diameter	Roll length
	B x H	Kg/ml	%	Kg	Kg	mm	Mt
V 13 GB-PVFG	13 x 8 (A)	0,115	3 / 5	12,0	20,0	75	30
V 17 GB-PVFG	17 x 11 (B)	0,175	3 / 5	20,0	38,0	105	30
V 22 GB-PVFG	22 x 14 (C)	0,305	3 / 5	32,0	68,0	140	30

COGGED

V 13 GB-PVFG-D	13 x 8 (A)	0,090	3 / 5	10,8	17,0	65	30
V 17 GB-PVFG-D	17 x 11 (B)	0,150	3 / 5	18,0	35,0	95	30
V 22 GB-PVFG-D	22 x 14 (C)	0,245	3 / 5	36,9	62,0	120	30



V-Belt Plus Super Grip PU Dark Green - PU 86 Green Belt

Reinforced Super Grip

Reinforced Cogged Super Grip



Hardness 86 ShA
Color Green Belt
Working Temp. -20C° / +60C°

Coefficient of Friction

HDPE: 0,25
Aluminium: 0,50
Steel: 0,60

VP GB-PVFG


VP GB-PVFG-D

Belt with dark green super grip PU ShA 85 extra coating thickness 4 mm

Item	Dimensions	Weight	Rec. Pretension	Pull force at pretension 1%	Max. working load	Minimum pulley diameter	Roll length
	B x H	Kg/ml	%	Kg	Kg	mm	Mt
VP 13 GB-PVFG	13 x 8 (A)	0,100	1 / 2	30,0	40,0	95	30
VP 17 GB-PVFG	17 x 11 (B)	0,170	1 / 2	45,0	75,0	120	30
VP 22 GB-PVFG	22 x 14 (C)	0,290	1 / 2	50,0	130,0	155	30

COGGED

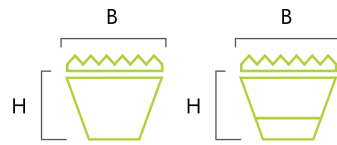
VP 13 GB-PVFG-D	13 x 8 (A)	0,080	1 / 2	27,0	36,0	85	30
VP 17 GB-PVFG-D	17 x 11 (B)	0,140	1 / 2	40,5	70,0	105	30
VP 22 GB-PVFG-D	22 x 14 (C)	0,230	1 / 2	45,0	122,0	140	30



V-Belt Plus Super Grip PU Light Green - PU 86 Green Belt

Super Grip

Cogged Super Grip



Hardness 86 ShA
Color Green Belt
Working Temp. -20°C / +60°C


Coefficient of Friction
HDPE: 0,25
Aluminium: 0,50
Steel: 0,60

V GB-PVLG

V GB-PVLG-D

 Belt with light green super grip PU ShA 75 extra coating thickness 4 mm

Item	Dimensions	Weight	Rec. Pretension	Pull force at pretension 3%	Max. working load	Minimum pulley diameter	Roll length
	B x H	Kg/ml	%	Kg	Kg	mm	Mt
V 13 GB-PVLG	13 x 8 (A)	0,115	3 / 5	12,0	20,0	75	30
V 17 GB-PVLG	17 x 11 (B)	0,175	3 / 5	20,0	38,0	105	30
V 22 GB-PVLG	22 x 14 (C)	0,305	3 / 5	32,0	68,0	140	30
COGGED							
V 13 GB-PVLG-D	13 x 8 (A)	0,080	3 / 5	10,8	17,0	65	30
V 17 GB-PVLG-D	17 x 11 (B)	0,140	3 / 5	18,0	35,0	95	30
V 22 GB-PVLG-D	22 x 14 (C)	0,230	3 / 5	36,9	62,0	120	30



V-Belt Plus Super Grip PU Light Green - PU 86 Green Belt

Reinforced Super Grip

Reinforced Cogged Super Grip



Hardness 86 ShA
Color Green Belt
Working Temp. -20°C / +60°C

Coefficient of Friction
HDPE: 0,25
Aluminium: 0,50
Steel: 0,60

VP GB-PVLG

VP GB-PVLG-D

 Belt with light green super grip PU ShA 75 extra coating thickness 4 mm

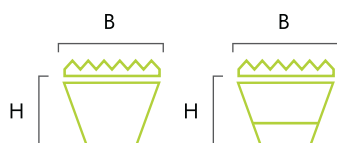
Item	Dimensions	Weight	Rec. Pretension	Pull force at pretension 1%	Max. working load	Minimum pulley diameter	Roll length
	B x H	Kg/ml	%	Kg	Kg	mm	Mt
VP 13 GB-PVLG	13 x 8 (A)	0,100	1 / 2	30,0	40,0	95	30
VP 17 GB-PVLG	17 x 11 (B)	0,170	1 / 2	45,0	75,0	120	30
VP 22 GB-PVLG	22 x 14 (C)	0,290	1 / 2	50,0	130,0	155	30
COGGED							
VP 13 GB-PVLG-D	13 x 8 (A)	0,080	1 / 2	27,0	36,0	85	30
VP 17 GB-PVLG-D	17 x 11 (B)	0,140	1 / 2	40,5	70,0	105	30
VP 22 GB-PVLG-D	22 x 14 (C)	0,230	1 / 2	45,0	122,0	140	30



V Belt Plus Super Grip PU Dark Green - PU 90 Red Belt

Super Grip

Cogged Super Grip



Hardness 90 ShA
Color Red Belt
Working Temp. -20°C / +60°C

Coefficient of Friction

HDPE: 0,25
Aluminium: 0,50
Steel: 0,60

V RB-PVFG

V RB-PVFG-D

Belt with dark green super grip PU ShA 85 extra coating thickness 4 mm

Item	Dimensions	Weight	Rec. Pretension	Pull force at pretension 3%	Max. working load	Minimum pulley diameter	Roll length
	B x H	Kg/ml	%	Kg	Kg	mm	Mt
V 13 RB-PVFG	13 x 8 (A)	0,115	3 / 5	22,0	28,0	85	30
V 17 RB-PVFG	17 x 11 (B)	0,175	3 / 5	39,0	50,0	115	30
V 22 RB-PVFG	22 x 14 (C)	0,305	3 / 5	70,0	85,0	150	30

COGGED

V 13 RB-PVFG-D	13 x 8 (A)	0,090	3 / 5	20,0	22,0	75	30
V 17 RB-PVFG-D	17 x 11 (B)	0,150	3 / 5	32,0	45,0	105	30
V 22 RB-PVFG-D	22 x 14 (C)	0,245	3 / 5	65,0	70,0	135	30



V-Belt Plus Super Grip PU Dark Green - PU 90 Red Belt

Reinforced Super Grip

Reinforced Cogged Super Grip



Hardness 90 ShA
Color Red Belt
Working Temp. -20°C / +60°C

Coefficient of Friction

HDPE: 0,25
Aluminium: 0,50
Steel: 0,60

VP RB-PVFG


VP RB-PVFG-D

Belt with dark green super grip PU ShA 85 extra coating thickness 4 mm

Item	Dimensions	Weight	Rec. Pretension	Pull force at pretension 1%	Max. working load	Minimum pulley diameter	Roll length
	B x H	Kg/ml	%	Kg	Kg	mm	Mt
VP 13 RB-PVFG	13 x 8 (A)	0,100	1 / 2	30,0	40,0	95	30
VP 17 RB-PVFG	17 x 11 (B)	0,170	1 / 2	45,0	75,0	120	30
VP 22 RB-PVFG	22 x 14 (C)	0,290	1 / 2	85,0	130,0	160	30

COGGED

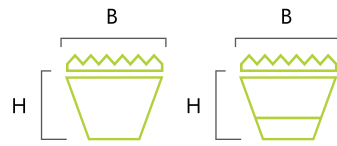
VP 13 RB-PVFG-D	13 x 8 (A)	0,080	1 / 2	27,0	36,0	85	30
VP 17 RB-PVFG-D	17 x 11 (B)	0,140	1 / 2	40,5	70,0	120	30
VP 22 RB-PVFG-D	22 x 14 (C)	0,230	1 / 2	90,0	122,0	150	30



V Belt Plus Super Grip PU Light Green - PU 85 Pure White

Super Grip

Cogged Super Grip



Hardness 85 ShA
Color Pure White
Working Temp. -20C° / +60C°

Coefficient of Friction
HDPE: 0,25
Aluminium: 0,50
Steel: 0,60

V PW-PVLG


V PW-PVLG-D

Belt with light green super grip PU ShA 75 extra coating thickness 4 mm

Item	Dimensions	Weight	Rec. Pretension	Pull force at pretension 3%	Max. working load	Minimum pulley diameter	Roll length
	B x H	Kg/ml	%	Kg	Kg	mm	Mt
V 13 PW-PVLG	13 x 8 (A)	0,115	3 / 5	12,0	20,0	75	30
V 17 PW-PVLG	17 x 11 (B)	0,175	3 / 5	20,0	38,0	105	30
V 22 PW-PVLG	22 x 14 (C)	0,305	3 / 5	32,0	68,0	140	30

COGGED

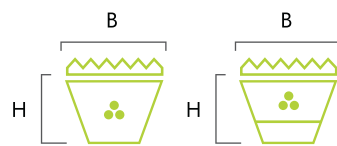
V 13 PW-PVLG-D	13 x 8 (A)	0,090	3 / 5	10,8	17,0	65	30
V 17 PW-PVLG-D	17 x 11 (B)	0,150	3 / 5	18,0	35,0	95	30
V 22 PW-PVLG-D	22 x 14 (C)	0,245	3 / 5	27,0	62,0	120	30



V-Belt Plus Super Grip PU Light Green - PU 85 Pure White

Reinforced Super Grip

Reinforced Cogged Super Grip



Hardness 85 ShA
Color Pure White
Working Temp. -20C° / +60C°

Coefficient of Friction
HDPE: 0,25
Aluminium: 0,50
Steel: 0,60

VP PW-PVLG


VP PW-PVLG-D

Belt with light green super grip PU ShA 75 extra coating thickness 4 mm

Item	Dimensions	Weight	Rec. Pretension	Pull force at pretension 1%	Max. working load	Minimum pulley diameter	Roll length
	B x H	Kg/ml	%	Kg	Kg	mm	Mt
VP 13 PW-PVLG	13 x 8 (A)	0,100	1 / 2	30,0	40,0	95	30
VP 17 PW-PVLG	17 x 11 (B)	0,170	1 / 2	45,0	75,0	120	30
VP 22 PW-PVLG	22 x 14 (C)	0,290	1 / 2	50,0	130,0	155	30

COGGED

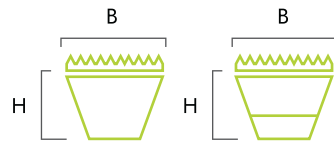
VP 13 PW-PVLG-D	13 x 8 (A)	0,080	1 / 2	27,0	36,0	85	30
VP 17 PW-PVLG-D	17 x 11 (B)	0,140	1 / 2	40,5	70,0	105	30
VP 22 PW-PVLG-D	22 x 14 (C)	0,230	1 / 2	45,0	122,0	140	30



V-Belt Plus Ultra Grip Red Rubber - PU 86 Green Belt

Ultra Grip

Cogged Ultra Grip



Hardness 86 ShA
Color Green Belt
Working Temp. -20C° / +60C°

Coefficient of Friction
HDPE: 0,25
Aluminium: 0,50
Steel: 0,60

V GB-RU


V GB-RU-D

i Belt with red honeycomb rubber Ultra Grip Sha 45 extra coating thickness 5 mm

Item	Dimensions	Weight	Rec. Pretension	Pull force at pretension 3%	Max. working load	Minimum pulley diameter	Roll length
	B x H	Kg/ml	%	Kg	Kg	mm	Mt
V 13 GB-RU	13 x 8 (A)	0,115	3 / 5	12,0	20,0	75	30
V 17 GB-RU	17 x 11 (B)	0,175	3 / 5	20,0	38,0	105	30
V 22 GB-RU	22 x 14 (C)	0,305	3 / 5	32,0	68,0	140	30

COGGED

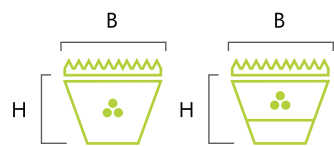
V 13 GB-RU-D	13 x 8 (A)	0,090	3 / 5	10,8	17,0	65	30
V 17 GB-RU-D	17 x 11 (B)	0,150	3 / 5	18,0	35,0	95	30
V 22 GB-RU-D	22 x 14 (C)	0,245	3 / 5	27,0	62,0	120	30



V Belt Plus Ultra Grip Red Rubber - PU 86 Green Belt

Reinforced Ultra Grip

Reinforced Cogged Ultra Grip



Hardness 86 ShA
Color Green Belt
Working Temp. -20C° / +60C°

Coefficient of Friction
HDPE: 0,25
Aluminium: 0,50
Steel: 0,60

VP GB-RU


VP GB-RU-D

i Belt with red honeycomb rubber Ultra Grip Sha 45 extra coating thickness 5 mm

Item	Dimensions	Weight	Rec. Pretension	Pull force at pretension 1%	Max. working load	Minimum pulley diameter	Roll length
	B x H	Kg/ml	%	Kg	Kg	mm	Mt
VP 13 GB-RU	13 x 8 (A)	0,100	1 / 2	30,0	40,0	95	30
VP 17 GB-RU	17 x 11 (B)	0,170	1 / 2	45,0	75,0	120	30
VP 22 GB-RU	22 x 14 (C)	0,290	1 / 2	50,0	130,0	155	30

COGGED

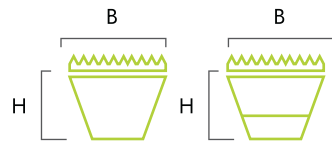
VP 13 GB-RU-D	13 x 8 (A)	0,080	1 / 2	27,0	36,0	85	30
VP 17 GB-RU-D	17 x 11 (B)	0,140	1 / 2	40,5	70,0	105	30
VP 22 GB-RU-D	22 x 14 (C)	0,230	1 / 2	45,0	122,0	140	30



V-Belt Plus Ultra Grip Red Rubber - PU 86 Pure White

Ultra Grip

Cogged Ultra Grip



Hardness 86 Sha
 Color Pure White
 Working Temp. -20C° / +60C°

Coefficient of Friction
 HDPE: 0,25
 Aluminium: 0,50
 Steel: 0,60

V PW-RU

V PW-RU-D


 Belt with red honeycomb rubber Ultra Grip Sha 45 extra coating thickness 5 mm

Item	Dimensions	Weight	Rec. Pretension	Pull force at pretension 3%	Max. working load	Minimum pulley diameter	Roll length
	B x H	Kg/ml	%	Kg	Kg	mm	Mt
V 13 PW-RU	13 x 8 (A)	0,115	3 / 5	12,0	20,0	75	30
V 17 PW-RU	17 x 11 (B)	0,175	3 / 5	20,0	38,0	105	30
V 22 PW-RU	22 x 14 (C)	0,305	3 / 5	32,0	68,0	140	30

COGGED

V 13 PW-RU-D	13 x 8 (A)	0,090	3 / 5	10,8	17,0	65	30
V 17 PW-RU-D	17 x 11 (B)	0,150	3 / 5	18,0	35,0	95	30
V 22 PW-RU-D	22 x 14 (C)	0,245	3 / 5	27,0	62,0	120	30

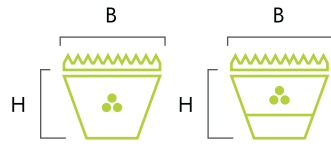




V Belt Plus Ultra Grip Red Rubber - PU 86 Pure White

Reinforced Ultra Grip

Reinforced Cogged Ultra Grip



Hardness 86 Sha
 Color Pure White
 Working Temp. -20C° / +60C°

Coefficient of Friction
 HDPE: 0,25
 Aluminium: 0,50
 Steel: 0,60

VP PW-RU

VP PW-RU-D





Belt with red honeycomb rubber Ultra Grip Sha 45 extra coating thickness 5 mm

Item	Dimensions	Weight	Rec. Pretension	Pull force at pretension 1%	Max. working load	Minimum pulley diameter	Roll length
	B x H	Kg/ml	%	Kg	Kg	mm	Mt
VP 13 PW-RU	13 x 8 (A)	0,100	1 / 2	30,0	40,0	95	30
VP 17 PW-RU	17 x 11 (B)	0,170	1 / 2	45,0	75,0	120	30
VP 22 PW-RU	22 x 14 (C)	0,290	1 / 2	50,0	130,0	155	30

COGGED

VP 13 PW-RU-D	13 x 8 (A)	0,080	1 / 2	27,0	36,0	85	30
VP 17 PW-RU-D	17 x 11 (B)	0,140	1 / 2	40,5	70,0	105	30
VP 22 PW-RU-D	22 x 14 (C)	0,230	1 / 2	45,0	122,0	140	30





Twin-Belt

Double trapezoidal cross-section

Categories



Smooth



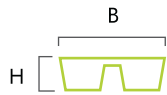
Applications:

All industrial sectors.
Elastic, flexible, weldable



Double trapezoidal belt Twin Belt - PU 83 Orange Food

Smooth




Hardness	83 ShA	Coefficient of Friction
Color	Orange Food	
Working Temp.	-20C° / +60C°	
		HDPE: 0,25
		Aluminium: 0,50
		Steel: 0,60

VT OF

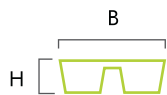


Item	Dimensions	Weight	Rec. Pretension	Pull force at pretension 2%	Max. working load	Minimum pulley diameter	Roll length
	B x H	Kg/ml	%	Kg	Kg	mm	Mt
VT 24 OF	24 x 6,8 (ZZ)	0,140	1 / 2	4,0	7,0	45	30
VT 30 OF	30 x 8 (AA)	0,200	1 / 2	7,0	16,0	50	30



Double trapezoidal belt Twin Belt - PU 80 Brown Belt

Smooth



Hardness	80 ShA	Coefficient of Friction
Color	Brown Belt	
Working Temp.	-20C° / +60C°	
		HDPE: 0,25
		Aluminium: 0,50
		Steel: 0,60

VT BB

Item	Dimensions	Weight	Rec. Pretension	Pull force at pretension 2%	Max. working load	Minimum pulley diameter	Roll length
	B x H	Kg/ml	%	Kg	Kg	mm	Mt
VT 24 BB	24 x 6,8 (ZZ)	0,140	1 / 2	3,8	6,0	40	30
VT 30 BB	30 x 8 (AA)	0,200	1 / 2	6,5	14,0	45	30



Crest Belt

Categories



Smooth





Reinforced Smooth



Applications:

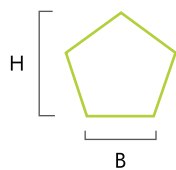
All industrial sectors.
Elastic, flexible, weldable





Crest Belt - PU 85 Green Belt


Smooth



Hardness	85 ShA	Coefficient of Friction
Color	Green Belt	
Working Temp.	-20C° / +60C°	
		HDPE: 0,25
		Aluminium: 0,50
		Steel: 0,60

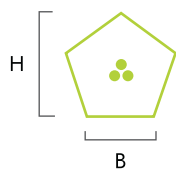
C GB

Item	Section	Weight	Rec. Pretension	Pull force at pretension 3%	Max. working load	Minimum pulley diameter	Roll length
	B x H	Kg/ml	%	Kg	Kg	mm	Mt
C 17 GB	17 x 19 (B)	0,250	3	25,0	50,0	170	30
C 22 GB	22 x 25 (C)	0,430	3	42,0	85,0	230	30



Reinforced Crest Belt - PU 85 Green Belt

Reinforced Smooth



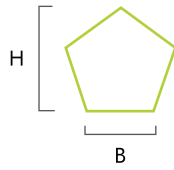
Hardness	85 ShA	Coefficient of Friction
Color	Green Belt	
Working Temp.	-20C° / +60C°	
		HDPE: 0,25
		Aluminium: 0,50
		Steel: 0,60

CP GB

Item	Section	Weight	Rec. Pretension	Pull force at pretension 1%	Max. working load	Minimum pulley diameter	Roll length
	B x H	Kg/ml	%	Kg	Kg	mm	Mt
CP 17 GB	17 x 19 (B)	0,180	1 / 2	48,0	110,0	200	30
CP 22 GB	22 x 25 (C)	0,290	1 / 2	55,0	190,0	250	30

Crest Belt - PU 85 Crystal Belt

Smooth



Hardness 85 ShA
 Color Crystal Belt
 Working Temp. -20C° / +60C°

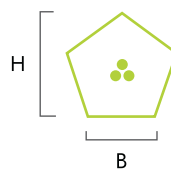
Coefficient of Friction
 HDPE: 0,25
 Aluminium: 0,50
 Steel: 0,60

C CB

Item	Dimensions	Weight	Rec. Pretension	Pull force at pretension 3%	Max. working load	Minimum pulley diameter	Roll length
	B x H	Kg/ml	%	Kg	Kg	mm	Mt
C 17 CB	17 x 19 (B)	0,250	3	25,0	55,0	170	30
C 22 CB	22 x 25 (C)	0,430	3	42,0	85,0	230	30

Reinforced Crest Belt - PU 85 Crystal Belt

Reinforced Smooth




Hardness 85 ShA
 Color Crystal Belt
 Working Temp. -20C° / +60C°

Coefficient of Friction
 HDPE: 0,25
 Aluminium: 0,50
 Steel: 0,60

CP CB

Item	Section	Weight	Rec. Pretension	Pull force at pretension 1%	Max. working load	Minimum pulley diameter	Roll length
	B x H	Kg/ml	%	Kg	Kg	mm	Mt
CP 17 CB	17 x 19 (B)	0,180	1 / 2	48,0	110,0	200	30
CP 22 CB	22 x 25 (C)	0,290	1 / 2	55,0	190,0	250	30



PVC Accessories for Conveying System in PVC

Cleats and tracking guides in PVC

PVC Cleats for Conveyor Belts



Straight Cleats LIC-DC Series



10° Inclined Cleats LIC Series



Double-Inclined Cleats
LIC-DIC Series



Footless Cleats LIC-FLS Series



Footless 30° Inclined Cleats
LIC-FLI Series

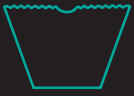


Bubble Cleats in NBR-PVC
LIC-MI Series



Mini Cleats in NBR-PVC
LIC-MI Series

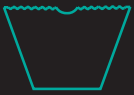
Tracking Guides for Conveyor Belts



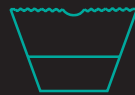
Smooth V-Guides GN Series



Cogged V-Guides
GN-D Series



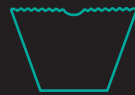
Smooth Supersoft
V-Guides GNS Series



Cogged Supersoft
V-Guides GNS-D Series



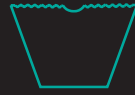
Co-extruded adhesive
V-Guides for Application on
Canvas GNXR Series




Ultrasoft Thermoplastic
V-Guides GNSR Series



Square Guides CQ Series




Smooth Metal detectable
V-Guides GN-M Series



Applications:

All conveying systems in PVC

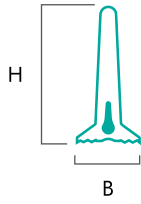


Reinforced Straight Cleats in PVC/NBR (TPU Reinforcement)

LIC-DC

Shore A 63

Patented



Straight Cleats LIC-DC Series

Item	Material	Dimen- sions	Weight	Min. pulley diameter	Box 10 ML rolls	Box mm 2.000 Bars	Color	Color Code
		B x H	Kg/ml	mm	ML	ML		
LIC-DC 30	PVC	28x30	0,540	90	Na	20	○	PW (Pure White)
LIC-DC 30	PVC	28x30	0,540	90	Na	20	●	PG (Petrol Green)
LIC-DC 30	PVC	28x30	0,540	90	Na	20	●	AG (Apple Green)
LIC-DC 30	PVC	28x30	0,540	90	Na	20	●	BF (Blue Food)
LIC-DC 40	PVC	28x40	0,650	90	Na	18	○	PW (Pure White)
LIC-DC 40	PVC	28x40	0,650	90	Na	18	●	PG (Petrol Green)
LIC-DC 40	PVC	28x40	0,650	90	Na	18	●	AG (Apple Green)
LIC-DC 40	PVC	28x40	0,650	90	Na	18	●	BF (Blue Food)
LIC-DC 50	PVC	28x50	0,750	90	Na	14	○	PW (Pure White)
LIC-DC 50	PVC	28x50	0,750	90	Na	14	●	PG (Petrol Green)
LIC-DC 50	PVC	28x50	0,750	90	Na	14	●	AG (Apple Green)
LIC-DC 50	PVC	28x50	0,750	90	Na	14	●	BF (Blue Food)
LIC-DC 60	PVC	28x60	0,820	90	Na	12	○	PW (Pure White)
LIC-DC 60	PVC	28x60	0,820	90	Na	12	●	PG (Petrol Green)
LIC-DC 60	PVC	28x60	0,820	90	Na	12	●	AG (Apple Green)
LIC-DC 60	PVC	28x60	0,820	90	Na	12	●	BF (Blue Food)
LIC-DC 70	PVC	28x70	0,900	90	Na	10	○	PW (Pure White)
LIC-DC 70	PVC	28x70	0,900	90	Na	10	●	PG (Petrol Green)
LIC-DC 70	PVC	28x70	0,900	90	Na	10	●	AG (Apple Green)
LIC-DC 70	PVC	28x70	0,900	90	Na	10	●	BF (Blue Food)
LIC-DC 80	PVC	28x80	1,050	90	Na	10	○	PW (Pure White)
LIC-DC 80	PVC	28x80	1,050	90	Na	10	●	PG (Petrol Green)
LIC-DC 80	PVC	28x80	1,050	90	Na	10	●	AG (Apple Green)
LIC-DC 80	PVC	28x80	1,050	90	Na	10	●	BF (Blue Food)

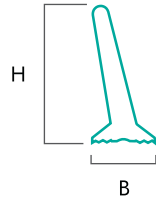



- PW (Pure White)
- AG (Apple Green)
- PG (Petrol Green)
- BF (Blue Food)

10° Inclined Cleats in PVC/NBR

LIC

Shore A 63



10° Inclined Cleats LIC Series

Item	Material	Dimen- sions	Weight	Min. pulley diameter	Box 10 ML rolls	Box mm 2.000 Bars	Color	Color Code
		B x H						
LIC 20	PVC	28x20	0,300	90	50	30	○	PW (Pure White)
LIC 20	PVC	28x20	0,300	90	50	30	●	PG (Petrol Green)
LIC 20	PVC	28x20	0,300	90	50	30	●	BF (Blue Food)
LIC 30	PVC	28x30	0,400	90	40	20	○	PW (Pure White)
LIC 30	PVC	28x30	0,400	90	40	20	●	PG (Petrol Green)
LIC 30	PVC	28x30	0,400	90	40	20	●	BF (Blue Food)
LIC 40	PVC	28x40	0,540	90	30	16	○	PW (Pure White)
LIC 40	PVC	28x40	0,540	90	30	16	●	PG (Petrol Green)
LIC 40	PVC	28x40	0,540	90	30	16	●	BF (Blue Food)
LIC 50	PVC	28x50	0,600	90	30	14	○	PW (Pure White)
LIC 50	PVC	28x50	0,600	90	30	14	●	PG (Petrol Green)
LIC 50	PVC	28x50	0,600	90	30	14	●	BF (Blue Food)
LIC 60	PVC	28x60	0,800	90	20	14	○	PW (Pure White)
LIC 60	PVC	28x60	0,800	90	20	14	●	PG (Petrol Green)
LIC 60	PVC	28x60	0,800	90	20	14	●	BF (Blue Food)
LIC 70	PVC	28x70	0,860	90	20	12	○	PW (Pure White)
LIC 70	PVC	28x70	0,860	90	20	12	●	PG (Petrol Green)
LIC 70	PVC	28x70	0,860	90	20	12	●	BF (Blue Food)
LIC 80	PVC	28x80	0,970	90	20	12	○	PW (Pure White)
LIC 80	PVC	28x80	0,970	90	20	12	●	PG (Petrol Green)
LIC 80	PVC	28x80	0,970	90	20	12	●	BF (Blue Food)



Color Code




PW (Pure White)



PG (Petrol Green)



BF (Blue Food)

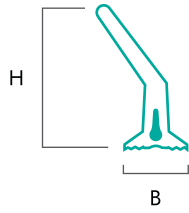


Reinforced Double-Inclined Cleats in PVC/NBR (TPU Reinforcement)

LIC-DIC

Shore A 63

Patented



Double-Inclined Cleats LIC-DIC Series

Item	Material	Dimensions	Weight	Min. pulley diameter	Box 10 Ml rolls	Box mm 2.000 Bars	Color	Color Code
		B x H	Kg/ml	mm	ML	ML		
LIC-DIC 70	PVC	28x70	0,870	90	Na	8		PW (Pure White)
LIC-DIC 70	PVC	28x70	0,870	90	Na	8		PG (Petrol Green)
LIC-DIC 70	PVC	28x70	0,870	90	Na	8		AG (Apple Green)
LIC-DIC 70	PVC	28x70	0,870	90	Na	8		BF (Blue Food)
LIC-DIC 80	PVC	28x80	1,000	90	Na	6		PW (Pure White)
LIC-DIC 80	PVC	28x80	1,000	90	Na	6		PG (Petrol Green)
LIC-DIC 80	PVC	28x80	1,000	90	Na	6		AG (Apple Green)
LIC-DIC 80	PVC	28x80	1,000	90	Na	6		BF (Blue Food)


Color Code

PW (Pure White)

AG (Apple Green)

PG (Petrol Green)

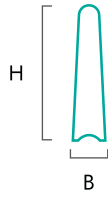
BF (Blue Food)



Straight Footless Cleats in PVC/NBR

LIC-FLS

Shore A 63



Footless Cleats LIC-FLS Series

Item	Material	Dimensions	Weight	Min. pulley diameter	Box 10 ML rolls	Box mm 2.000 Bars	Color	Color Code
		B x H						
LIC-FLS 20	PVC	8,5x20	0,140	35	Na	80	○	PW (Pure White)
LIC-FLS 20	PVC	8,5x20	0,140	35	Na	80	●	PG (Petrol Green)
LIC-FLS 20	PVC	8,5x20	0,140	35	Na	80	●	AG (Apple Green)
LIC-FLS 20	PVC	8,5x20	0,140	35	Na	80	●	BF (Blue Food)
LIC-FLS 30	PVC	10,5x30	0,270	45	Na	40	○	PW (Pure White)
LIC-FLS 30	PVC	10,5x30	0,270	45	Na	40	●	PG (Petrol Green)
LIC-FLS 30	PVC	10,5x30	0,270	45	Na	40	●	AG (Apple Green)
LIC-FLS 30	PVC	10,5x30	0,270	45	Na	40	●	BF (Blue Food)
LIC-FLS 40	PVC	12,5x40	0,440	50	Na	24	○	PW (Pure White)
LIC-FLS 40	PVC	12,5x40	0,440	50	Na	24	●	PG (Petrol Green)
LIC-FLS 40	PVC	12,5x40	0,440	50	Na	24	●	AG (Apple Green)
LIC-FLS 40	PVC	12,5x40	0,440	50	Na	24	●	BF (Blue Food)
LIC-FLS 50	PVC	13x50	0,620	55	Na	20	○	PW (Pure White)
LIC-FLS 50	PVC	13x50	0,620	55	Na	20	●	PG (Petrol Green)
LIC-FLS 50	PVC	13x50	0,620	55	Na	20	●	AG (Apple Green)
LIC-FLS 50	PVC	13x50	0,620	55	Na	20	●	BF (Blue Food)
LIC-FLS 60	PVC	14x60	0,880	60	Na	20	○	PW (Pure White)
LIC-FLS 60	PVC	14x60	0,880	60	Na	20	●	PG (Petrol Green)
LIC-FLS 60	PVC	14x60	0,880	60	Na	20	●	AG (Apple Green)
LIC-FLS 60	PVC	14x60	0,880	60	Na	20	●	BF (Blue Food)
LIC-FLS 70	PVC	15x70	1,050	60	Na	16	○	PW (Pure White)
LIC-FLS 70	PVC	15x70	1,050	60	Na	16	●	PG (Petrol Green)
LIC-FLS 70	PVC	15x70	1,050	60	Na	16	●	AG (Apple Green)
LIC-FLS 70	PVC	15x70	1,050	60	Na	16	●	BF (Blue Food)
LIC-FLS 80	PVC	15x80	1,200	60	Na	14	○	PW (Pure White)
LIC-FLS 80	PVC	15x80	1,200	60	Na	14	●	PG (Petrol Green)
LIC-FLS 80	PVC	15x80	1,200	60	Na	14	●	AG (Apple Green)
LIC-FLS 80	PVC	15x80	1,200	60	Na	14	●	BF (Blue Food)



Color Code



PW (Pure White)




PG (Petrol Green)



AG (Apple Green)



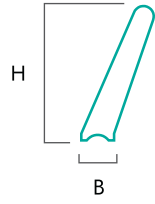
BF (Blue Food)



Footless 30° Angled Cleats in PVC/NBR

LIC-FLI

Shore A 63



Footless 30° Angled Cleats LIC-FLI Series

Item	Material	Dimensions	Weight	Min. pulley diameter	Box 10 Ml rolls	Box mm 2.000 Bars	Color	Color Code
		B x H	Kg/ml	mm	ml	ml		
LIC-FLI 40	PVC	12,5x40	0,440	50	Na	24	○	PW (Pure White)
LIC-FLI 40	PVC	12,5x40	0,440	50	Na	24	●	PG (Petrol Green)
LIC-FLI 40	PVC	12,5x40	0,440	50	Na	24	●	AG (Apple Green)
LIC-FLI 40	PVC	12,5x40	0,440	50	Na	24	●	BF (Blue Food)
LIC-FLI 50	PVC	13x50	0,620	55	Na	20	○	PW (Pure White)
LIC-FLI 50	PVC	13x50	0,620	55	Na	20	●	PG (Petrol Green)
LIC-FLI 50	PVC	13x50	0,620	55	Na	20	●	AG (Apple Green)
LIC-FLI 50	PVC	13x50	0,620	55	Na	20	●	BF (Blue Food)
LIC-FLI 60	PVC	14x60	0,880	60	Na	20	○	PW (Pure White)
LIC-FLI 60	PVC	14x60	0,880	60	Na	20	●	PG (Petrol Green)
LIC-FLI 60	PVC	14x60	0,880	60	Na	20	●	AG (Apple Green)
LIC-FLI 60	PVC	14x60	0,880	60	Na	20	●	BF (Blue Food)
LIC-FLI 70	PVC	15x70	1,050	60	Na	16	○	PW (Pure White)
LIC-FLI 70	PVC	15x70	1,050	60	Na	16	●	PG (Petrol Green)
LIC-FLI 70	PVC	15x70	1,050	60	Na	16	●	AG (Apple Green)
LIC-FLI 70	PVC	15x70	1,050	60	Na	16	●	BF (Blue Food)


Color Code

PW (Pure White)

AG (Apple Green)

PG (Petrol Green)

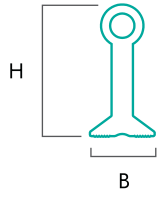
BF (Blue Food)



Bubble Cleats in PVC/NBR

LIC-F

Shore A 63



Cleats with hole LIC-F Series


Item	Material	Dimensions	Weight	Min. pulley diameter	Box 10 ML rolls	Box mm 2.000 Bars	Color	Color Code
		B x H	Kg/ml	mm	ML	ML		
LIC-F 45	PVC	28x45	Na	Na	Na	Na	○	PW (Pure White)
LIC-F 45	PVC	28x45	Na	Na	Na	Na	●	PG (Petrol Green)
LIC-F 45	PVC	28x45	Na	Na	Na	Na	●	BF (Blue Food)
LIC-F 60	PVC	28x60	0,740	90	Na	10	○	PW (Pure White)
LIC-F 60	PVC	28x60	0,740	90	Na	10	●	PG (Petrol Green)
LIC-F 60	PVC	28x60	0,740	90	Na	10	●	BF (Blue Food)

Color Code

○
PW (Pure White)

●
PG (Petrol Green)

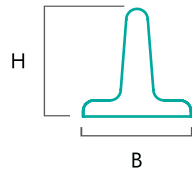

●
BF (Blue Food)



Mini Cleats in PVC/NBR

LIC-MI

Shore A 63



Mini Cleats in PVC/NBR LIC-MI Series

Item	Material	Dimensions	Weight	Min. pulley diameter	Box 10 MI rolls	Box mm 2.000 Bars	Color	Color Code
		B x H	Kg/ml	mm	ML	ML		
LIC-MI 10	PVC	15x10	0,120	60	Na	80	○	PW (Pure White)
LIC-MI 10	PVC	15x10	0,120	60	Na	80	●	PG (Petrol Green)
LIC-MI 10	PVC	15x10	0,120	60	Na	80	●	BF (Blue Food)
LIC-MI 15	PVC	15x15	0,140	60	Na	60	○	PW (Pure White)
LIC-MI 15	PVC	15x15	0,140	60	Na	60	●	PG (Petrol Green)
LIC-MI 15	PVC	15x15	0,140	60	Na	60	●	BF (Blue Food)
LIC-MI 20	PVC	15x20	0,190	60	Na	42	○	PW (Pure White)
LIC-MI 20	PVC	15x20	0,190	60	Na	42	●	PG (Petrol Green)
LIC-MI 20	PVC	15x20	0,190	60	Na	42	●	BF (Blue Food)
LIC-MI 25	PVC	15x25	0,220	60	Na	42	○	PW (Pure White)
LIC-MI 25	PVC	15x25	0,220	60	Na	42	●	PG (Petrol Green)
LIC-MI 25	PVC	15x25	0,220	60	Na	42	●	BF (Blue Food)



Color Code




PW (Pure White)




PG (Petrol Green)



BF (Blue Food)

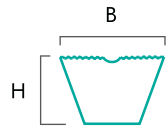




Guides for Conveyor Belts in PVC/NBR

GN

Shore A 63



Smooth V-guides GN Series

Item	Material	Dimensions	Weight	Min. pulley diameter transversal side	Min. pulley diameter longitudinal side	Min. pulley longitudinal bottom side	Roll length	Color	Color Code
		B x H	Kg/ml	mm	mm	mm	Ml		
GN 6	PVC	6x4	0,030	30	60	40	300		CB (Crystal Belt)
GN 6	PVC	6x4	0,030	30	60	40	300		PW (Pure White)
GN 6	PVC	6x4	0,030	30	60	40	300		PG (Petrol Green)
GN 6	PVC	6x4	0,030	30	60	40	300		BF (Blue Food)
GN 8	PVC	8x5	0,045	40	90	50	250		CB (Crystal Belt)
GN 8	PVC	8x5	0,045	40	90	50	250		PW (Pure White)
GN 8	PVC	8x5	0,045	40	90	50	250		PG (Petrol Green)
GN 8	PVC	8x5	0,045	40	90	50	250		BF (Blue Food)
GN 10	PVC	10x6	0,065	50	110	60	200		CB (Crystal Belt)
GN 10	PVC	10x6	0,065	50	110	60	200		PW (Pure White)
GN 10	PVC	10x6	0,065	50	110	60	200		PG (Petrol Green)
GN 10	PVC	10x6	0,065	50	110	60	200		BF (Blue Food)
GN 13	PVC	13x8	0,110	60	140	80	150		CB (Crystal Belt)
GN 13	PVC	13x8	0,110	60	140	80	150		PW (Pure White)
GN 13	PVC	13x8	0,110	60	140	80	150		PG (Petrol Green)
GN 13	PVC	13x8	0,110	60	140	80	150		BF (Blue Food)
GN 17	PVC	17x11	0,200	100	170	120	75		CB (Crystal Belt)
GN 17	PVC	17x11	0,200	100	170	120	75		PW (Pure White)
GN 17	PVC	17x11	0,200	100	170	120	75		PG (Petrol Green)
GN 17	PVC	17x11	0,200	100	170	120	75		BF (Blue Food)
GN 22	PVC	22x14	0,310	120	200	160	50		CB (Crystal Belt)
GN 22	PVC	22x14	0,310	120	200	160	50		PW (Pure White)
GN 22	PVC	22x14	0,310	120	200	160	50		PG (Petrol Green)
GN 22	PVC	22x14	0,310	120	200	160	50		BF (Blue Food)

Color Code

CB (Crystal Belt)

PW (Pure White)

PG (Petrol Green)

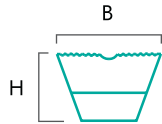
BF (Blue Food)



Cogged Guides for Conveyor Belts in PVC/NBR

GN-D

Shore A 63



Cogged V-guides GN-D Series

Item	Material	Dimensions	Weight	Min. pulley diameter transversal side	Min. pulley diameter longitudinal side	Min. pulley longitudinal bottom side	Roll length	Color	Color Code
		B x H		mm	mm	mm			
GN-D 8	PVC	8x5	0,030	40	75	45	250		CB (Crystal Belt)
GN-D 8	PVC	8x5	0,030	40	75	45	250		PW (Pure White)
GN-D 8	PVC	8x5	0,030	40	75	45	250		PG (Petrol Green)
GN-D 8	PVC	8x5	0,030	40	75	45	250		BF (Blue Food)
GN-D 10	PVC	10x6	0,050	50	85	50	200		CB (Crystal Belt)
GN-D 10	PVC	10x6	0,050	50	85	50	200		PW (Pure White)
GN-D 10	PVC	10x6	0,050	50	85	50	200		PG (Petrol Green)
GN-D 10	PVC	10x6	0,050	50	85	50	200		BF (Blue Food)
GN-D 13	PVC	13x8	0,090	60	110	70	150		CB (Crystal Belt)
GN-D 13	PVC	13x8	0,090	60	110	70	150		PW (Pure White)
GN-D 13	PVC	13x8	0,090	60	110	70	150		PG (Petrol Green)
GN-D 13	PVC	13x8	0,090	60	110	70	150		BF (Blue Food)
GN-D 17	PVC	17x11	0,160	100	130	100	75		CB (Crystal Belt)
GN-D 17	PVC	17x11	0,160	100	130	100	75		PW (Pure White)
GN-D 17	PVC	17x11	0,160	100	130	100	75		PG (Petrol Green)
GN-D 17	PVC	17x11	0,160	100	130	100	75		BF (Blue Food)
GN-D 22	PVC	22x14	0,250	120	150	135	50		CB (Crystal Belt)
GN-D 22	PVC	22x14	0,250	120	150	135	50		PW (Pure White)
GN-D 22	PVC	22x14	0,250	120	150	135	50		PG (Petrol Green)
GN-D 22	PVC	22x14	0,250	120	150	135	50		BF (Blue Food)

Color Code

CB (Crystal Belt)

PW (Pure White)

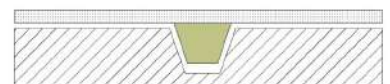
PG (Petrol Green)


BF (Blue Food)

Transverse assembly on the transport side

Longitudinal assembly on the transport side

Longitudinal assembly on the sliding side

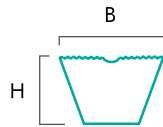




Guides for Conveyor Belts in PVC/NBR Supersoft

GNS

Shore A 45




Smooth Supersoft V-guides GNS Series

Item	Material	Dimensions	Weight	Min. pulley diameter transversal side	Min. pulley diameter longitudinal side	Min. pulley longitudinal bottom side	Roll length	Color	Color Code
		B x H	Kg/ml	mm	mm	mm	Ml		
GNS 10	PVC	10x6	0,065	35	90	50	200		SB (Sky Blue)
GNS 13	PVC	13x8	0,110	60	135	60	150		SB (Sky Blue)
GNS 17	PVC	17x11	0,200	90	150	90	75		SB (Sky Blue)

Color Code

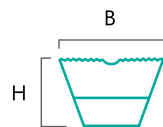
SB (Sky Blue)



Cogged Guides for Conveyor Belts in PVC/NBR Supersoft

GNS-D

Shore A 45



Cogged Supersoft V-guides GNS-D Series

Item	Material	Dimensions	Weight	Min. pulley Ø transversal side	Min. pulley Ø longitudinal side	Min. pulley Ø bottom side	Roll length	Color	Color Code
		B x H	Kg/ml	mm	mm	mm	Ml		
GNS-D 10	PVC	10x6	0,050	35	70	40	200		SB (Sky Blue)
GNS-D 13	PVC	13x8	0,090	60	105	50	150		SB (Sky Blue)
GNS-D 17	PVC	17x11	0,160	90	120	85	75		SB (Sky Blue)

Color Code

SB (Sky Blue)

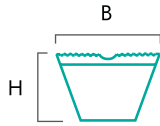


Guides for Conveyor Belts in PVC/NBR (co-extruded PUR) "No glue"

GNXR

Shore A 63

Patented



Co-extruded adhesive V-guides for
Application on conveyor plies
GNXR Series

Item	Material	Dimensions	Weight	Min. pulley diameter transversal side	Min. pulley diameter longitudinal side	Min. pulley longitudinal bottom side	Roll length	Color	Color Code
		B x H	Kg/ml	mm	mm	mm	Ml		
GNXR 6	PVC	6x4	0,030	30	60	45	300		CB (Crystal Belt)
GNXR 8	PVC	8x6	0,045	40	90	55	250		CB (Crystal Belt)
GNXR 10	PVC	10x6	0,065	50	110	65	200		CB (Crystal Belt)
GNXR 13	PVC	13x8	0,110	60	140	85	150		CB (Crystal Belt)
GNXR 17	PVC	17x11	0,200	100	170	125	75		CB (Crystal Belt)

GNXR-D



Cogged version available on request



Color Code



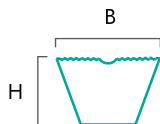
CB (Crystal Belt)



Guides for Conveyor Belts in TPE

GNSR

Shore A 44



Ultrasoft Thermoplastic V-guides GNSR Series

Item	Material	Dimensions	Weight	Min. pulley diameter transversal side	Min. pulley diameter longitudinal side	Min. pulley longitudinal bottom side	Roll length	Color	Color Code
		B x H	Kg/Ml	mm	mm	mm	Ml		
GNSR 6	TPE	6x4	0,030	25	50	35	300		RB (Red Belt)
GNSR 8	TPE	8x6	0,045	30	80	45	250		RB (Red Belt)
GNSR 10	TPE	10x6	0,065	40	90	50	200		RB (Red Belt)
GNSR 13	TPE	13x8	0,110	50	125	50	150		RB (Red Belt)
GNSR 17	TPE	17x11	0,200	80	130	80	75		RB (Red Belt)



Color Code

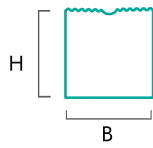


RB (Red Belt)

Square Guides for Conveyor Belts in PVC/NBR

GQ

Shore A 63



Square Guides CQ Series

Item	Material	Dimensions	Weight	Min. pulley diameter transversal side	Min. pulley diameter longitudinal side	Min. pulley longitudinal bottom side	Roll length	Color	Color Code
		B x H							
GQ 4	PVC	4x8	0,040	25	60	35	250	○	PW (Pure White)
GQ 4	PVC	4x8	0,040	25	60	35	250	●	PG (Petrol Green)
GQ 4	PVC	4x8	0,040	25	60	35	250	●	BF (Blue Food)
GQ 8	PVC	8x8	0,080	35	140	70	200	○	PW (Pure White)
GQ 8	PVC	8x8	0,080	35	140	70	200	●	PG (Petrol Green)
GQ 8	PVC	8x8	0,080	35	140	70	200	●	BF (Blue Food)
GQ 10	PVC	10x10	0,130	45	160	100	150	○	PW (Pure White)
GQ 10	PVC	10x10	0,130	45	160	100	150	●	PG (Petrol Green)
GQ 10	PVC	10x10	0,130	45	160	100	150	●	BF (Blue Food)
GQ 12	PVC	12x12	0,180	60	180	130	100	○	PW (Pure White)
GQ 12	PVC	12x12	0,180	60	180	130	100	●	PG (Petrol Green)
GQ 12	PVC	12x12	0,180	60	180	130	100	●	BF (Blue Food)
GQ 16	PVC	16x12	0,250	80	210	140	75	○	PW (Pure White)
GQ 16	PVC	16x12	0,250	70	200	140	75	●	PG (Petrol Green)
GQ 16	PVC	16x12	0,250	70	200	140	75	●	BF (Blue Food)
GQ 15	PVC	15x15	0,290	65	190	135	75	○	PW (Pure White)
GQ 15	PVC	15x15	0,290	65	190	135	75	●	PG (Petrol Green)
GQ 15	PVC	15x15	0,290	65	190	135	75	●	BF (Blue Food)
GQR 15	PVC	15x15	0,260	65	190	125	75	○	PW (Pure White)
GQR 15	PVC	15x15	0,260	65	190	125	75	●	PG (Petrol Green)
GQR 15	PVC	15x15	0,260	65	190	125	75	●	BF (Blue Food)
GQ 20	PVC	20x15	0,380	90	225	170	50	○	PW (Pure White)
GQ 20	PVC	20x15	0,380	90	225	170	50	●	PG (Petrol Green)
GQ 20	PVC	20x15	0,380	90	225	170	50	●	BF (Blue Food)
GQ 14	PVC	14x6	0,110	Na	Na	Na	50	○	PW (Pure White)
GQ 14	PVC	14x6	0,110	Na	Na	Na	50	●	PG (Petrol Green)
GQ 14	PVC	14x6	0,110	Na	Na	Na	50	●	BF (Blue Food)



Color Code




PW (Pure White)



PG (Petrol Green)



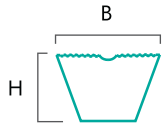
BF (Blue Food)



Metal Detectable Guides for Conveyor Belts / X-Ray Detectable in PVC/NBR

GN-M

Shore A 85



Smooth Metal detectable V-guides GN-M Series


Item	Material	Dimensions	Weight	Min. pulley diameter transversal side	Min. pulley diameter longitudinal side	Min. pulley longitudinal bottom side	Roll length	Color	Color Code
		B x H	Kg/ml	mm	mm	mm	ML		
GN 10 OB-M	TPU	10x6	0,065	60	120	70	200		OB (Ocean Blue)
GN 13 OB-M	TPU	13x8	0,110	70	145	90	150		OB (Ocean Blue)
GN 17 OB-M	TPU	17x11	0,200	110	170	130	75		OB (Ocean Blue)

Color Code

OB (Ocean Blue)







TPU Accessories for Conveying Systems

Cleats and Tracking Guides in TPU

Cleats in TPU



Straight Footless Cleats
LIU Series



30° Inclined Footless Cleats
LIU-I Series



Double-Inclined Cleats
LIU-DI Series

Conveyor Tracking Guides in TPU



V-guides GU Series



Cogged V-guides
GU-D Series



Supersoft V-guides
GUS Series



Supersoft V-guides
GUS-D Series



Square guides CQU Series



Metal/X-Ray detectable
V-guides GU-M Series




Co-polyester Guides
GNP Series

Flat Belts in TPU



Homogeneous Belts
FC Series



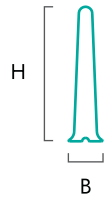
Applications:

All conveying systems in TPU

Straight Footless Cleats in TPU

LIU

Shore A 85



Straight Footless Guides LIU Series

Item	Material	Dimensions	Weight	Min. pulley diameter	Box 20 Ml rolls	Box mm 2.000 Bars	Color	Color Code
		B x H	Kg/ml	mm	ML	ML		
LIU 20	TPU	10,5X20	0,135	40	120	84		PW (Pure White)
LIU 20	TPU	10,5X20	0,135	40	120	84		BG (Britain Green)
LIU 20	TPU	10,5X20	0,135	40	120	84		BF (Blue Food)
LIU 20	TPU	10,5X20	0,135	40	120	84		SB (Sky Blue)
LIU 30	TPU	10,5X30	0,190	40	80	68		PW (Pure White)
LIU 30	TPU	10,5X30	0,190	40	80	68		BG (Britain Green)
LIU 30	TPU	10,5X30	0,190	40	80	68		BF (Blue Food)
LIU 30	TPU	10,5X30	0,190	40	80	68		SB (Sky Blue)
LIU 40	TPU	10,5X40	0,230	40	60	54		PW (Pure White)
LIU 40	TPU	10,5X40	0,230	40	60	54		BG (Britain Green)
LIU 40	TPU	10,5X40	0,230	40	60	54		BF (Blue Food)
LIU 40	TPU	10,5X40	0,230	40	60	54		SB (Sky Blue)
LIU 50	TPU	10,5X50	0,320	40	40	34		PW (Pure White)
LIU 50	TPU	10,5X50	0,320	40	40	34		BG (Britain Green)
LIU 50	TPU	10,5X50	0,320	40	40	34		BF (Blue Food)
LIU 50	TPU	10,5X50	0,320	40	40	34		SB (Sky Blue)
LIU 60	TPU	10,5X60	0,365	40	40	32		PW (Pure White)
LIU 60	TPU	10,5X60	0,365	40	40	32		BG (Britain Green)
LIU 60	TPU	10,5X60	0,365	40	40	32		BF (Blue Food)
LIU 60	TPU	10,5X60	0,365	40	40	32		SB (Sky Blue)



Color Code



PW (Pure White)



BG (Britain Green)



BF (Blue Food)

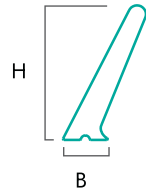


SB (Sky Blue)

30° Inclined Footless Cleats in TPU

LIU-I

Shore A 85



30° Inclined Footless Cleats LIU-I Series

Item	Material	Dimensions	Weight	Min. pulley diameter	Box 20 ML rolls	Box mm 2.000 Bars	Color	Color Code
		B x H	Kg/ml	mm	ML	ML		
LIU-I 30	TPU	10,5X30	0,190	40	40	68		PW (Pure White)
LIU-I 30	TPU	10,5X30	0,190	40	40	68		BG (Britain Green)
LIU-I 30	TPU	10,5X30	0,190	40	40	68		BF (Blue Food)
LIU-I 30	TPU	10,5X30	0,190	40	40	68		SB (Skye Blue)
LIU-I 40	TPU	10,5X40	0,230	40	40	54		PW (Pure White)
LIU-I 40	TPU	10,5X40	0,230	40	40	54		BG (Britain Green)
LIU-I 40	TPU	10,5X40	0,230	40	40	54		BF (Blue Food)
LIU-I 40	TPU	10,5X40	0,230	40	40	54		SB (Skye Blue)
LIU-I 50	TPU	10,5X50	0,320	40	40	34		PW (Pure White)
LIU-I 50	TPU	10,5X50	0,320	40	40	34		BG (Britain Green)
LIU-I 50	TPU	10,5X50	0,320	40	40	34		BF (Blue Food)
LIU-I 50	TPU	10,5X50	0,320	40	40	34		SB (Skye Blue)
LIU-I 60	TPU	10,5X60	0,365	40	40	32		PW (Pure White)
LIU-I 60	TPU	10,5X60	0,365	40	40	32		BG (Britain Green)
LIU-I 60	TPU	10,5X60	0,365	40	40	32		BF (Blue Food)
LIU-I 60	TPU	10,5X60	0,365	40	40	32		SB (Skye Blue)



Color Code



PW (Pure White)




BG (Britain Green)



BF (Blue Food)



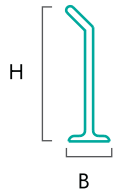
SB (Skye Blue)



Double-Inclined Cleats in TPU

LIU-DI

Shore A 85



Double-Inclined Cleats LIU-DI Series

Item	Material	Dimensions	Weight	Min. pulley diameter	Box 20 Ml rolls	Box mm 2.000 Bars	Color	Color Code
		B x H	Kg/ml	mm	ML	ML		
LIU-DI 20	TPU	15x20	0,140	65	Na	60	○	PW (Pure White)
LIU-DI 20	TPU	15x20	0,140	65	Na	60	●	BG (Britain Green)
LIU-DI 20	TPU	15x20	0,140	65	Na	60	●	BF (Blue Food)
LIU-DI 20	TPU	15x20	0,140	65	Na	60	●	SB (Sky Blue)
LIU-DI 30	TPU	15X30	0,180	65	Na	40	○	PW (Pure White)
LIU-DI 30	TPU	15X30	0,180	65	Na	40	●	BG (Britain Green)
LIU-DI 30	TPU	15X30	0,180	65	Na	40	●	BF (Blue Food)
LIU-DI 30	TPU	15X30	0,180	65	Na	40	●	SB (Sky Blue)
LIU-DI 40	TPU	15X40	0,230	65	Na	36	○	PW (Pure White)
LIU-DI 40	TPU	15X40	0,230	65	Na	36	●	BG (Britain Green)
LIU-DI 40	TPU	15X40	0,230	65	Na	36	●	BF (Blue Food)
LIU-DI 40	TPU	15X40	0,230	65	Na	36	●	SB (Sky Blue)
LIU-DI 50	TPU	15X50	0,270	65	Na	24	○	PW (Pure White)
LIU-DI 50	TPU	15X50	0,270	65	Na	24	●	BG (Britain Green)
LIU-DI 50	TPU	15X50	0,270	65	Na	24	●	BF (Blue Food)
LIU-DI 50	TPU	15X50	0,270	65	Na	24	●	SB (Sky Blue)
LIU-DI 60	TPU	15X60	0,350	65	Na	20	○	PW (Pure White)
LIU-DI 60	TPU	15X60	0,350	65	Na	20	●	BG (Britain Green)
LIU-DI 60	TPU	15X60	0,350	65	Na	20	●	BF (Blue Food)
LIU-DI 60	TPU	15X60	0,350	65	Na	20	●	SB (Sky Blue)
LIU-DI 70	TPU	20X70	0,520	80	Na	16	○	PW (Pure White)
LIU-DI 70	TPU	20X70	0,520	80	Na	16	●	BG (Britain Green)
LIU-DI 70	TPU	20X70	0,520	80	Na	16	●	BF (Blue Food)
LIU-DI 70	TPU	20X70	0,520	80	Na	16	●	SB (Sky Blue)
LIU-DI 80	TPU	20X80	0,580	80	Na	14	○	PW (Pure White)
LIU-DI 80	TPU	20X80	0,580	80	Na	14	●	BG (Britain Green)
LIU-DI 80	TPU	20X80	0,580	80	Na	14	●	BF (Blue Food)
LIU-DI 80	TPU	20X80	0,580	80	Na	14	●	SB (Sky Blue)

Color Code

○ PW (Pure White)

● BG (Britain Green)

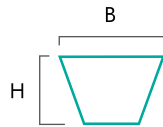
● BF (Blue Food)

● SB (Sky Blue)

V-Guides in TPU

GU

Shore A 85



V-guides GU Series

Item	Material	Dimensions	Weight	Min. pulley diameter transversal side	Min. pulley diameter longitudinal side	Min. pulley longitudinal bottom side	Roll length	Color	Color Code
		B x H	Kg/ml	mm	mm	mm	Ml		
GU 6	TPU	6x4	0,028	50	60	50	300		CB (Crystal Belt)
GU 6	TPU	6x4	0,028	50	60	50	300		PW (Pure White)
GU 6	TPU	6x4	0,028	50	60	50	300		BG (Britain Green)
GU 6	TPU	6x4	0,028	50	60	50	300		BF (Blue Food)
GU 8	TPU	8x5	0,040	60	90	60	250		CB (Crystal Belt)
GU 8	TPU	8x5	0,040	60	90	60	250		PW (Pure White)
GU 8	TPU	8x5	0,040	60	90	60	250		BG (Britain Green)
GU 8	TPU	8x5	0,040	60	90	60	250		BF (Blue Food)
GU 10	TPU	10x6	0,065	80	110	70	200		CB (Crystal Belt)
GU 10	TPU	10x6	0,065	80	110	70	200		PW (Pure White)
GU 10	TPU	10x6	0,065	80	110	70	200		BG (Britain Green)
GU 10	TPU	10x6	0,065	80	110	70	200		BF (Blue Food)
GU 13	TPU	13x8	0,100	90	145	90	150		CB (Crystal Belt)
GU 13	TPU	13x8	0,100	90	145	90	150		PW (Pure White)
GU 13	TPU	13x8	0,100	90	145	90	150		BG (Britain Green)
GU 13	TPU	13x8	0,100	90	145	90	150		BF (Blue Food)
GU 17	TPU	17x11	0,185	110	170	130	75		CB (Crystal Belt)
GU 17	TPU	17x11	0,185	110	170	130	75		PW (Pure White)
GU 17	TPU	17x11	0,185	110	170	130	75		BG (Britain Green)
GU 17	TPU	17x11	0,185	110	170	130	75		BF (Blue Food)
GU 22	TPU	22x14	0,285	130	220	170	50		CB (Crystal Belt)
GU 22	TPU	22x14	0,285	130	220	170	50		PW (Pure White)
GU 22	TPU	22x14	0,285	130	220	170	50		BG (Britain Green)
GU 22	TPU	22x14	0,285	130	220	170	50		BF (Blue Food)

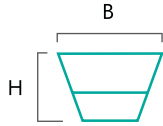
Color Code

- CB (Crystal Belt)
- PW (Pure White)
- BG (Britain Green)
- BF (Blue Food)

Cogged V-guides in TPU

GU-D

Shore A 85



Cogged V-guides GU-D Series

Item	Material	Dimensions	Weight	Min. pulley diameter transversal side	Min. pulley diameter longitudinal side	Min. pulley longitudinal bottom side	Roll length	Color	Color Code
		B x H							
GU 8-D	TPU	8x5	0,035	40	65	50	250		CB (Crystal Belt)
GU 8-D	TPU	8x5	0,035	40	65	50	250		PW (Pure White)
GU 8-D	TPU	8x5	0,035	40	65	50	250		BG (Britain Green)
GU 8-D	TPU	8x5	0,035	40	65	50	250		BF (Blue Food)
GU 10-D	TPU	10x6	0,055	55	90	55	200		CB (Crystal Belt)
GU 10-D	TPU	10x6	0,055	55	90	55	200		PW (Pure White)
GU 10-D	TPU	10x6	0,055	55	90	55	200		BG (Britain Green)
GU 10-D	TPU	10x6	0,055	55	90	55	200		BF (Blue Food)
GU 13-D	TPU	13x8	0,085	70	140	75	150		CB (Crystal Belt)
GU 13-D	TPU	13x8	0,085	70	140	75	150		PW (Pure White)
GU 13-D	TPU	13x8	0,085	70	140	75	150		BG (Britain Green)
GU 13-D	TPU	13x8	0,085	70	140	75	150		BF (Blue Food)
GU 17-D	TPU	17x11	0,150	110	150	115	75		CB (Crystal Belt)
GU 17-D	TPU	17x11	0,150	110	150	115	75		PW (Pure White)
GU 17-D	TPU	17x11	0,150	110	150	115	75		BG (Britain Green)
GU 17-D	TPU	17x11	0,150	110	150	115	75		BF (Blue Food)
GU 22-D	TPU	22x14	0,230	120	200	150	50		CB (Crystal Belt)
GU 22-D	TPU	22x14	0,230	120	200	150	50		PW (Pure White)
GU 22-D	TPU	22x14	0,230	120	200	150	50		BG (Britain Green)
GU 22-D	TPU	22x14	0,230	120	200	150	50		BF (Blue Food)



Color Code



CB (Crystal Belt)




PW (Pure White)



BG (Britain Green)



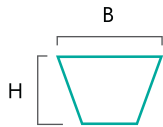
BF (Blue Food)



Supersoft V-Guides in TPU

GUS

Shore A 70




Supersoft V-guides GUS Series

Item	Material	Dimensions	Weight	Min. pulley diameter transversal side	Min. pulley diameter longitudinal side	Min. pulley longitudinal bottom side	Roll length	Color	Color Code
		B x H	Kg/ml	mm	mm	mm	Ml		
GUS 10	TPU	10x6	0,065	40	90	55	200		SB (Sky Blue)
GUS 13	TPU	13x8	0,100	60	140	65	150		SB (Sky Blue)
GUS 17	TPU	17x11	0,185	95	150	105	75		SB (Sky Blue)

Color Code

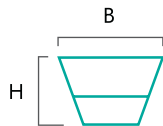
SB (Sky Blue)



Cogged Supersoft V-guides in TPU

GUS-D

Shore A 70



Cogged V-guides GUS-D Series

Item	Material	Dimensions	Weight	Min. pulley diameter transversal side	Min. pulley diameter longitudinal side	Min. pulley longitudinal bottom side	Roll length	Color	Color Code
		B x H	Kg/ml	mm	mm	mm	Ml		
GUS 10-D	TPU	10x6	0,065	35	75	45	200		SB (Sky Blue)
GUS 13-D	TPU	13x8	0,100	50	120	60	150		SB (Sky Blue)
GUS 17-D	TPU	17x11	0,185	90	135	80	75		SB (Sky Blue)

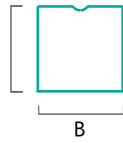

Color Code

SB (Sky Blue)

Square V-Guides in TPU

GQU

Shore A 85



Square guides CQU Series

Item	Material	Dimensions	Weight	Min. pulley diameter transversal side	Min. pulley diameter longitudinal side	Min. pulley longitudinal bottom side	Roll length	Color	Color Code
		B x H	Kg/ml	mm	mm	mm	Ml		
GQU 8	TPU	8x8	0,070	40	140	90	200		PW (Pure White)
GQU 8	TPU	8x8	0,070	40	140	90	200		BG (Britain Green)
GQU 8	TPU	8x8	0,070	40	140	90	200		BF (Blue Food)
GQU 10	TPU	10x10	0,120	50	160	120	150		PW (Pure White)
GQU 10	TPU	10x10	0,120	50	160	120	150		BG (Britain Green)
GQU 10	TPU	10x10	0,120	50	160	120	150		BF (Blue Food)
GQU 12	TPU	12x12	0,160	70	180	140	100		PW (Pure White)
GQU 12	TPU	12x12	0,160	70	180	140	100		BG (Britain Green)
GQU 12	TPU	12x12	0,160	70	180	140	100		BF (Blue Food)
GQU 15	TPU	15x15	0,250	70	200	150	75		PW (Pure White)
GQU 15	TPU	15x15	0,250	70	200	150	75		BG (Britain Green)
GQU 15	TPU	15x15	0,250	70	200	150	75		BF (Blue Food)
GQU 20	TPU	20x15	0,330	90	250	180	50		PW (Pure White)
GQU 20	TPU	20x15	0,330	90	250	180	50		BG (Britain Green)
GQU 20	TPU	20x15	0,330	90	250	180	50		BF (Blue Food)



Color Code




PW (Pure White)



BG (Britain Green)



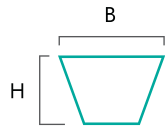
BF (Blue Food)



Metal/X-Ray detectable V-guides in TPU

GU-M

Shore A 85




Metal/X-Ray detectable V-guides
GU-M Series

Item	Material	Dimensions	Weight	Min. pulley diameter transversal side	Min. pulley diameter longitudinal side	Min. pulley longitudinal bottom side	Roll length	Color	Color Code
		B x H	Kg/ml	mm	mm	mm	Ml		
GU 10-M	TPU	10x6	0,065	80	110	70	200		OB (Ocean Blue)
GU 13-M	TPU	13x8	0,100	90	145	90	150		OB (Ocean Blue)
GU 17-M	TPU	17x11	0,185	130	170	130	75		OB (Ocean Blue)

Color Code

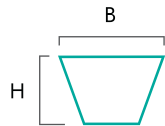
OB (Ocean Blue)



V-Guides in Co-polyester

GNP

Shore A 90




Co-polyester Guides GNP Series

Item	Material	Dimensions	Weight	Min. pulley diameter transversal side	Min. pulley diameter longitudinal side	Min. pulley longitudinal bottom side	Roll length	Color	Color Code
		B x H	Kg/ml	mm	mm	mm	Ml		
GNP 10	TPEE	10x6	0,065	90	120	80	200		NB (Natural Belt)
GNP 13	TPEE	13x8	0,100	100	150	100	150		NB (Natural Belt)
GNP 17	TPEE	17x11	0,200	140	180	150	75		NB (Natural Belt)

Color Code

NB (Natural Belt)




Homogeneous Belts in TPU

FC

Shore A 85

Homogeneous Belts FC Series


Item	Material	Dimensions	Weight	Min. pulley diameter transversal side	Min. pulley diameter longitudinal side	Min. pulley diameter longitudinal bottom side	Roll length	Color	Color Code
		B x H	Kg/ml	mm	mm	mm	Ml		
FC 17200	TPU	1,7x200	0,410	Na	Na	Na	30		PW (Pure White)
FC 17200	TPU	1,7x200	0,410	Na	Na	Na	30		PG (Petrol Green)
FC 17200	TPU	1,7x200	0,410	Na	Na	Na	30		BF (Blue Food)
FC 22200	TPU	2,2x200	0,530	Na	Na	Na	30		PW (Pure White)
FC 22200	TPU	2,2x200	0,530	Na	Na	Na	30		PG (Petrol Green)
FC 22200	TPU	2,2x200	0,530	Na	Na	Na	30		BF (Blue Food)


Color Code


PW (Pure White)


PG (Petrol Green)


BF (Blu Food)





Beta

4-belt
ensure your power

4-belt
in tool management

Tools


Pvc cleats molds

Tpu cleats molds

Pvc/Tpu guides molds

Pvc/Tpu fingers molds

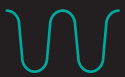
Beta BOX



TPU Sidewall

Sidewalls for Conveying Systems

Categories



Sidewall



Applications:

Hot-air Application to Conveyor Belts in TPU















Sidewall in TPU

 TPU Sidewall

SW

Shore A 85

Item	Material	Height	Weight	Min. pulley diameter	Base width	Wave height	Roll length	Color	Color Code
		mm	Kg/ML	mm	mm	mm	ML		
SW 20	TPU	20	0,160	35	30	22	30		PW (Pure White)
SW 20	TPU	20	0,160	35	30	22	30		PG (Petrol Green)
SW 20	TPU	20	0,160	35	30	22	30		BF (Blue Food)
SW 30	TPU	30	0,230	50	30	22	30		PW (Pure White)
SW 30	TPU	30	0,230	50	30	22	30		PG (Petrol Green)
SW 30	TPU	30	0,230	50	30	22	30		BF (Blue Food)
SW 40	TPU	40	0,260	70	30	22	30		PW (Pure White)
SW 40	TPU	40	0,260	70	30	22	30		PG (Petrol Green)
SW 40	TPU	40	0,260	70	30	22	30		BF (Blue Food)
SW 50	TPU	50	0,340	85	60	36	30		PW (Pure White)
SW 50	TPU	50	0,340	85	60	36	30		PG (Petrol Green)
SW 50	TPU	50	0,340	85	60	36	30		BF (Blue Food)



Color Code



PW (Pure White)



PG (Petrol Green)



BF (Blue Food)



Fingers

Finger Cleats for Conveying Systems

Categories

PVC

PVC Fingers

TPU

TPU Fingers



Applications:

High-frequency Application to Conveyor Belts in PVC and TPU

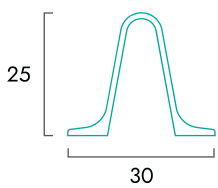




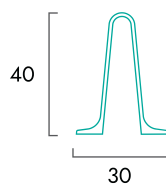
Fingers in PVC/NBR Shore A 70

DT PV

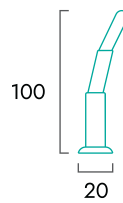
Shore A 70



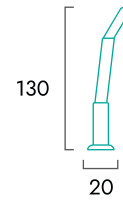
DTD 25 PV



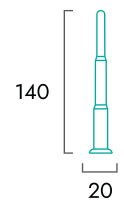
DTD 40 PV



DTI 100 PV



DTI 130 PV



DTI 140 PV

Item	Material	Dimensions	Weight	Min. pulley diameter transversal side	Type	Packaging quantity	Color	Color Code
		B x H	Gr/Pc			PCS		
DTD 25 PV	PVC/NBR	30x25	3,0	40	Straight	500	○	PW (Pure White)
DTD 25 PV	PVC/NBR	30x25	3,0	40	Straight	500	●	AG (Apple Green)
DTD 25 PV	PVC/NBR	30x25	3,0	40	Straight	500	●	BF (Blue Food)
DTD 40 PV	PVC/NBR	30x40	4,0	40	Straight	500	○	PW (Pure White)
DTD 40 PV	PVC/NBR	30x40	4,0	40	Straight	500	●	AG (Apple Green)
DTD 40 PV	PVC/NBR	30x40	4,0	40	Straight	500	●	BF (Blue Food)
DTI 100 PV	PVC/NBR	20x100	12,0	85	Inclined	750	○	PW (Pure White)
DTI 100 PV	PVC/NBR	20x100	12,0	85	Inclined	750	●	PG (Petrol Green)
DTI 100 PV	PVC/NBR	20x100	12,0	85	Inclined	750	●	BF (Blue Food)
DTI 130 PV	PVC/NBR	20x130	15,0	95	Inclined	750	○	PW (Pure White)
DTI 130 PV	PVC/NBR	20x130	15,0	95	Inclined	750	●	PG (Petrol Green)
DTI 130 PV	PVC/NBR	20x130	15,0	95	Inclined	750	●	BF (Blue Food)
DTI 140 PV	PVC/NBR	20x140	18,0	95	Straight	750	○	PW (Pure White)
DTI 140 PV	PVC/NBR	20x140	18,0	95	Straight	750	●	PG (Petrol Green)
DTI 140 PV	PVC/NBR	20x140	18,0	95	Straight	750	●	BF (Blue Food)



Color Code



PW (Pure White)



BF (Blue Food)



AG (Apple Green)

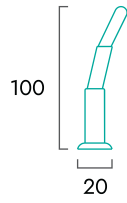


PG (Petrol Green)

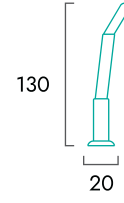
Fingers in TPU Shore A 80

DT PU

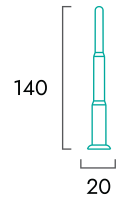
Shore A 80



DTI 100 PU



DTI 130 PU



DTI 140 PU

Item	Material	Dimensions	Weight	Min. pulley diameter transversal side	Type	Packaging quantity	Color	Color Code
		B x H						
DTI 100 PU	TPU	20x100	11,0	85	Inclined	750	○	PW (Pure White)
DTI 100 PU	TPU	20x100	11,0	85	Inclined	750	●	BF (Blue Food)
DTI 130 PU	TPU	20x130	14,0	95	Inclined	750	○	PW (Pure White)
DTI 130 PU	TPU	20x130	14,0	95	Inclined	750	●	BF (Blue Food)
DTI 140 PU	TPU	20x140	16,0	95	Straight	750	○	PW (Pure White)
DTI 140 PU	TPU	20x140	16,0	95	Straight	750	●	BF (Blue Food)



Color Code




PW (Pure White)



BF (Blue Food)






HF Welding Electrodes

Electrodes for welding of cleats in PVC and TPU

Categories



HF Welding Electrodes
PVC and TPU Cleats



HF Welding Electrodes
PVC and TPU Guides

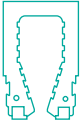


HF Welding Electrodes
PVC and TPU Fingers



Applications:

Suitable for all our range of cleats and accessories in PVC and TPU

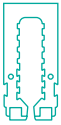


Electrodes for welding Cleats in PVC (LIC / LIC-DC / LIC-DIC / LIC-F Series)

Item Code

EBN PV

Item	Material	Dimensions in mm	Type	Accessories	Use	Packaging	Quantity per box
EBN PV 50	Extruded Aluminium	50	High Frequency		PVC Cleats	Box	1
EBN PV 75	Extruded Aluminium	75	High Frequency		PVC Cleats	Box	1
EBN PV 100	Extruded Aluminium	100	High Frequency		PVC Cleats	Box	1
EBN PV 150	Extruded Aluminium	150	High Frequency		PVC Cleats	Box	1
EBN PV 250	Extruded Aluminium	250	High Frequency		PVC Cleats	Box	1
EBN PV 300	Extruded Aluminium	300	High Frequency		PVC Cleats	Box	1
EBN PV 500	Extruded Aluminium	500	High Frequency		PVC Cleats	Box	1
EBN PV 1000	Extruded Aluminium	1000	High Frequency		PVC Cleats	Box	1

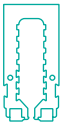


Electrodes for welding Cleats in TPU (LIU Series)

Item Code

EBN LIU

Item	Material	Dimensions in mm	Type	Accessories	Use	Packaging	Quantity per box
EBN LIU 50	Extruded Aluminium	50	High Frequency		TPU Cleats	Box	1
EBN LIU 75	Extruded Aluminium	75	High Frequency		TPU Cleats	Box	1
EBN LIU 100	Extruded Aluminium	100	High Frequency		TPU Cleats	Box	1
EBN LIU 150	Extruded Aluminium	150	High Frequency		TPU Cleats	Box	1
EBN LIU 250	Extruded Aluminium	250	High Frequency		TPU Cleats	Box	1
EBN LIU 300	Extruded Aluminium	300	High Frequency		TPU Cleats	Box	1
EBN LIU 500	Extruded Aluminium	500	High Frequency		TPU Cleats	Box	1
EBN LIU 1000	Extruded Aluminium	1000	High Frequency		TPU Cleats	Box	1

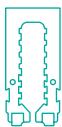


Electrodes for welding Cleats in TPU (LIU-DI H 20 / 30 / 40 / 50 / 60 Series)

Item Code

EBN LIU-DI 15

Item	Material	Dimensions in mm	Type	Accessories	Use	Packaging	Quantity per box
EBN LIU-DI 15 50	Extruded Aluminium	50	High Frequency		LIU-DI TPU Cleats Base 15	Box	1
EBN LIU-DI 15 75	Extruded Aluminium	75	High Frequency		LIU-DI TPU Cleats Base 15	Box	1
EBN LIU-DI 15 100	Extruded Aluminium	100	High Frequency		LIU-DI TPU Cleats Base 15	Box	1
EBN LIU-DI 15 150	Extruded Aluminium	150	High Frequency		LIU-DI TPU Cleats Base 15	Box	1
EBN LIU-DI 15 250	Extruded Aluminium	250	High Frequency		LIU-DI TPU Cleats Base 15	Box	1
EBN LIU-DI 15 300	Extruded Aluminium	300	High Frequency		LIU-DI TPU Cleats Base 15	Box	1
EBN LIU-DI 15 500	Extruded Aluminium	500	High Frequency		LIU-DI TPU Cleats Base 15	Box	1
EBN LIU-DI 15 1000	Extruded Aluminium	1000	High Frequency		LIU-DI TPU Cleats Base 15	Box	1

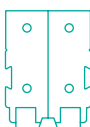


Electrodes for welding Cleats in TPU (LIU-DI H 70 / 80 Series)

Item Code

EBN LIU-DI 20

Item	Material	Dimensions in mm	Type	Accessories	Use	Packaging	Quantity per box
EBN LIU-DI 20 50	Extruded Aluminium	50	High Frequency		LIU-DI TPU Cleats Base 20	Box	1
EBN LIU-DI 20 75	Extruded Aluminium	75	High Frequency		LIU-DI TPU Cleats Base 20	Box	1
EBN LIU-DI 20 100	Extruded Aluminium	100	High Frequency		LIU-DI TPU Cleats Base 20	Box	1
EBN LIU-DI 20 150	Extruded Aluminium	150	High Frequency		LIU-DI TPU Cleats Base 20	Box	1
EBN LIU-DI 20 250	Extruded Aluminium	250	High Frequency		LIU-DI TPU Cleats Base 20	Box	1
EBN LIU-DI 20 300	Extruded Aluminium	300	High Frequency		LIU-DI TPU Cleats Base 20	Box	1
EBN LIU-DI 20 500	Extruded Aluminium	500	High Frequency		LIU-DI TPU Cleats Base 20	Box	1
EBN LIU-DI 20 1000	Extruded Aluminium	1000	High Frequency		LIU-DI TPU Cleats Base 20	Box	1

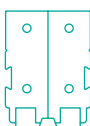


Electrodes for welding Guides in PVC-TPU (GN 13 / GNS 13 / GU 13 / GUS 13 Series)

Item Code

EB GN 13

Item	Material	Dimensions in mm	Type	Accessories	Use	Packaging	Quantity per box
EB GN 13 200	Extruded Aluminium	200	High Frequency		13x8 PVC-TPU Guides	Box	1
EB GN 13 300	Extruded Aluminium	300	High Frequency		13x8 PVC-TPU Guides	Box	1
EB GN 13 500	Extruded Aluminium	500	High Frequency		13x8 PVC-TPU Guides	Box	1
EB GN 13 1000	Extruded Aluminium	1000	High Frequency		13x8 PVC-TPU Guides	Box	1

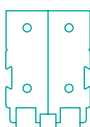


Electrodes for welding Guides in PVC-TPU (GN 17 / GU 17 Series)

Item Code

EB GN 17

Item	Material	Dimensions in mm	Type	Accessories	Use	Packaging	Quantity per box
EB GN 17 200	Extruded Aluminium	200	High Frequency		17x11 PVC-TPU Guides	Box	1
EB GN 17 300	Extruded Aluminium	300	High Frequency		17x11 PVC-TPU Guides	Box	1
EB GN 17 500	Extruded Aluminium	500	High Frequency		17x11 PVC-TPU Guides	Box	1
EB GN 17 1000	Extruded Aluminium	1000	High Frequency		17x11 PVC-TPU Guides	Box	1

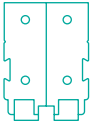


Electrodes for welding Square Guides in PVC-TPU (GQ 8 / GQU 8 Series)

Item Code

EBN GQ 8

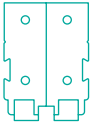
Item	Material	Dimensions in mm	Type	Accessories	Use	Packaging	Quantity per box
EBN GQ 8 500	Extruded Aluminium	500	High Frequency		8X8 PVC-TPU Square Guides	Box	1
EBN GQ 8 1000	Extruded Aluminium	1000	High Frequency		8X8 PVC-TPU Square Guides	Box	1



Electrodes for welding Square Guides in PVC-TPU
(GQ 10 / GQU 10 Series)

Item Code **EBN GQ 10**

Item	Material	Dimensions in mm	Type	Accessories	Use	Packaging	Quantity per box
EBN GQ 10 500	Extruded Aluminium	500	High Frequency		10X10 PVC-TPU Square Guides	Box	1
EBN GQ 10 1000	Extruded Aluminium	1000	High Frequency		10X10 PVC-TPU Square Guides	Box	1



Electrodes for welding Square Guides in PVC-TPU
(GQ 12 / GQU 12 Series)

Item Code **EBN GQ 12**

Item	Material	Dimensions in mm	Type	Accessories	Use	Packaging	Quantity per box
EBN GQ 12 500	Extruded Aluminium	500	High Frequency		12X12 PVC-TPU Square Guides	Box	1
EBN GQ 12 1000	Extruded Aluminium	1000	High Frequency		12X12 PVC-TPU Square Guides	Box	1



Electrodes for welding Fingers in PVC-TPU
(DTD PV 140 / DTI PV 100 / DTI PV 130
/ DTD PU 140 / DTI PU 100 / DTI PU 130 Series)

Item Code **EB DT 100/140**

Item	Material	Dimensions in mm	Type	Accessories	Use	Packaging	Quantity per box
EB DT 100/140	Extruded Aluminium	D. 35	High Frequency		PVC-TPU Fingers	Box	1



Electrodes for welding Fingers in PVC-TPU
(DTD PV 25 / DTD PV 40 / DTD PU 25
/ DTD PU 40 Series)

Item Code **EB DT 25/40**

Item	Material	Dimensions in mm	Type	Accessories	Use	Packaging	Quantity per box
EB DT 25/40	Extruded Aluminium	D. 45	High Frequency		PVC-TPU Small Fingers	Box	1



Engineering

System and Equipment

Categories



Engineering

4-belt designs, manufactures and markets a range of additional machinery and equipment to operate with the belts.

This equipment is indispensable for the proper functioning and application of our products.

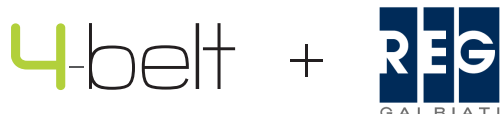

Pneumatic cut-off tool for cutting guides and cleats to length model "ONE".

4-belt has developed a table-top pneumatic cut-off machine for cutting to length. The equipment does not require any electrical connection, only a compressed air connection.

Kits for single or double single-pass cuts of up to 45 degrees are also available.

Main features:

- Cutting capacity max. width mm 200, max. height mm 50, with angled cutting module max. width mm 120
- Direct connection to compressed air
- Benchtop fixing system
- 1000 mm slit for profile input
- Double profile alignment guide
- 1000 mm millimetric output guide with adjustable stop



4-belt is in charge of selling in Italy the Reg Galbiati high-frequency welding machines, a leading company in the sector.

Available models:

- Mod. RG 6 (6Kw)
- Mod. RG 9 (9Kw)
- Mod. RG 15 (15Kw)

Please contact us for further information or to schedule an appointment with our Customer Service for a demonstration in our company.



Equipment

Belt welding equipment

Categories



Equipment



Equipment

Item Code

WT

WTX

PTF

TC

CL


TS

TE

TEP

TK

Item	Description
WT 150	150 watt Welder
WTX 150	150 watt Welder with teflon tip
PTF 20	Replacement teflon tip for WTX 150
TC 17	Belt cutting shears with replaceable blade
CL 50 A	Aluminium belt welding positioner
CL 25 P	Plastic belt welding positioner
TS 10	Belt deburring cutter
TE 100	Electric drill for perforation of belts
TEP 3	3 mm diameter drill bit
TK 250	Small belt welding kit
TK 500	Large belt welding kit





4-custom



Custom

Production of belts and profiles based on our customers' drawings and designs





Clean

Conveyor belt sanitation solutions

4-belt has developed a comprehensive range of cleaning and sanitising products specifically for conveyor belts. Detergents for cleaning the belts during packaging, designed to remove any traces of dirt caused by the preparation of the belts for dispatch.

Other more specific belt cleaners for cleaning the belts at the end of their normal use, suitable for removing dirt and production residue.

Please contact one of our representatives for further information on the use of the products and to receive free samples.



SC 904 DUO

Disinfecting degreasing detergent specifically designed for cleaning PVC and TPU conveyor belts



C 255 DUO

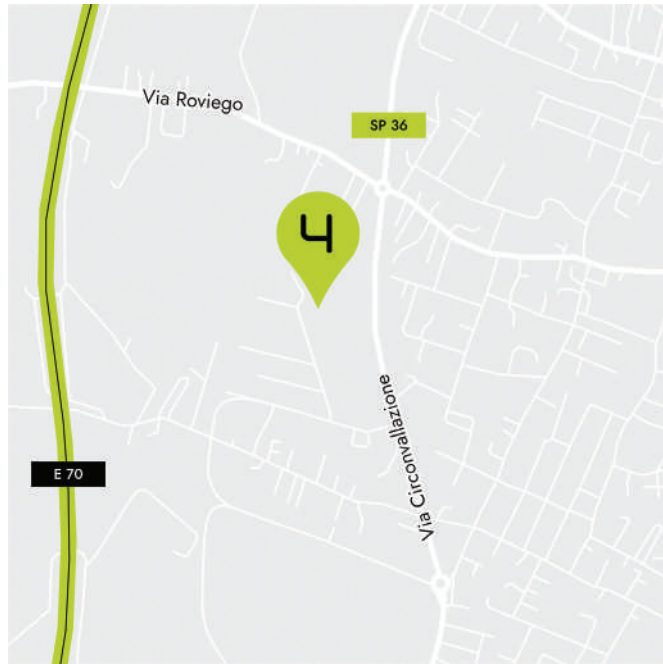
Super concentrated non-foaming degreaser specifically designed for cleaning PVC and TPU conveyor belts



SC 993

Professional alkaline foaming detergent specifically designed for cleaning PVC and TPU conveyor belts

Contact Us



4-belt Srl

Via Cacace 8
30030 Maerne di Martellago
Venezia - Italy

Tel: + 39 041 50 30 759

Web: www.4-belt.com

Information: info@4-belt.com

Administration: amministrazione@4-belt.com

Orders: produzione@4-belt.com

Sales Italy: edoardo@4-belt.com

Sales Abroad: luca.codato@4-belt.com

Customer Service: matteo@4-belt.com

THIS CATALOG CANCELS PREVIOUS ONES.

Non-contractual document subject to printing errors.

Before adopting the recommendations and suggestions given here, please check that the items you have chosen correspond to your needs, your purposes and the mechanical and chemical resistance of the environment for which they are intended.

The calculations of capacity, positioning, mechanical and chemical resistance, the suitability of each individual item and therefore their choice must be made by a competent designer.

The 4-belt company denies liability and does not offer any explicit or implicit guarantee due to the incorrect choice of items, installation, improper use of supplies and delivery times of goods.

In the event of damage caused by faulty material or processing errors, only the substitution cost of said material will be taken care of.

In no case does the responsibility of 4-belt extend to consequences deriving from the use of the products.

However, constantly striving to improve its products, 4-belt reserves the right to modify the products in the catalogue entirely or partly without prior notice in order to meet production needs, without in any way compromising 4-belt's responsibility or its resellers'.

There is only one way to show us that you have appreciated our expertise and the quality of the 4-belt products: and that is by using them as soon as possible!



www.4-belt.com

4-belt